

NOTE FOR PARENTS

- (1) This booklet is exclusively for **Parent's reference**. Please do not send it with children to school.
- (2) All the articles sent to the school must bear the name of the child for easy identification.
- (3) Send a small napkin and a separate handkerchief with the label of the child's name.
- (4) Send your child to School regularly-and on time i.e. 5 minutes before the first bell and in clean uniform.
- (5) Kindly check your child's school bag and ensure that you send proper books and stationery regularly.
- (6) A leave note must be sent in the child's diary without fail whenever absent.
- (7) Kindly refer the programme list for various activities to be held during the academic year 2020 - 2021.



FIRST TERM SYLLABUS

- English Reading** :- Picture reading of letters and to recognise these letters from the Phonic (5) Picture Book.
- English Writing** :- Pattern standing line & sleeping line write letters I, L, T, H, E, F on the slate and LEARN ENGLISH ACTIVITY BOOK
- Rhymes** :- (1) Rain (2) Aeroplane (3) Froggy (4) Our Band (5) Good manners (6) Tasty fruits (7) My teacher
- G.K** :- To recognise and name the Fruits, Vegetables and Animals.
- Story** :- The Lion and the Mouse
- Conversation** :- To answer questions on my self and my school.
- Drawing** :- To colour pictures from the colouring book
- Craft** :- Craft book
- Number work** :- Pre Number Concept
Big / Small, Long / Short, Up / Down
- Oral** :- To Say Numbers 1 to 10
- Written** :- To Write Numbers 1 & 4
- Hindi Orals** :- 1) रेल 2) मेरा भास्त 3) मेरी नानी
4) शेर 5) हँसो और हँसाओ 6) आलु बोला

**FIRST TERM****PRAYER SONGS**

- (1) 1, 2, 3, God loves me
4, 5, I'm Glad to be alive
6, 7, 8, God is great
9, 10 Lets sing it again
- (2) God bless mummy daddy too
God bless me and god bless you
God bless everyone
God bless children here today,
God bless children far away
God bless everyone.
- (3) **Thank you god for**
Thank you god for
The world so sweet
Thank you god for
The food we eat
Thank you god for
The birds that sing
Thank you god for
Everything
-

**FIRST TERM****ACTION SONGS**

- 1) I hear thunder (2)
Oh ! Don't you (2)
Pitter, patter raindrops (2)
I'm wet through (2)
- 2) Mummy darling, Daddy darling
How are you (2)
See your children dancing (2)
Just for you (2)
- 3) Bits of paper (2)
Lying on the floor (2)
Makes the place untidy (2)
Pick them up ! (2)
- 4) Are you sleeping (2)
Brother John (2)
Morning bells are ringing (2)
Ding Dong Bell (2)
- 5) I see blue sky (2)
Up above (2)
See the sun is shining (2)
And birds fly
- 6) Water melon (2)
Papaya (2)
Chikoo chikoo chikoo (2)
Fruit salad (2)
- 7) Clap your hands, clap your hands
Listen to the music & clap your hands
Stamp your feet (2)
Listen to the music and stamp your feet
Turn around (2)
Listen to the music and turn around
Jump up high (2)
Listen to the music and jump up high.

**FIRST TERM****ENGLISH RHYMES**

- (1) **Rain**
Rain on the Green Grass
Rain on the Tree
Rain on the Roof Top
But, not on me.
- (2) **Aeroplane**
Two twin Aeroplanes
Flying High
Circling and turning
In the Sky
- (3) **Froggy Froggy**
Froggy froggy come out to play
For it is a rainy day
Little froggy went to school
Sitting on its mushroom stool.
- (4) **Our Band**
Listen to our big drum,
Bang, bang, bang.
Listen to our triangle,
Tang, tang, tang
Listen to our trumpet
Toot, toot, toot.
Listen to our tambourine
Shoo, shoo, shoo.
-

**FIRST TERM****ENGLISH RHYMES**

- 5) **Good Manners**
We say "Thank you"
We say "Please"
And "Excuse me"
When we sneeze.
That's the way.
We do what's right,
We have manners
We are polite
- (6) **Tasty Fruits**
Big red apples, Dancing on a tree
Two yellow mangoes, smiling at me.
A bunch of grapes sleeping on the bed,
Bananas are yellow, Cherries are red.
- (7) **My Teacher**
Teacher, Teacher,
Where are you ?
I've made a card
just for you.
Pretty flowers
in red and blue.
To thank you for
all you do.
-

**FIRST TERM****HINDI POEMS**

- 1) रेल
छुक छुक करती आई रेल
दौड़ लगाती आई रेल
इंजन भागे आगे आगे
पीछे-पीछे डिब्बे सारे
आया स्टेशन, रूक गई रेल
बज गई सीटी, दौड़ी रेल ।
- 2) मेरा भारत
भारत मेरा प्यारा देश,
सब देशो से न्यारा देश ।
हिन्दु मुस्लीम भाई -भाई,
मिलकर रहते सिख-ईसाई ।
- 3) मेरी नानी
मेरी नानी कितनी भोली,
हँसमुख चेहरा, मीठी बोली ।
हरदम पूछे सबका हाल,
जियो नानी हजारो साल ।
- 4) शेर
शेर निराला हिम्मत वाला,
लम्बी लम्बी मूँछो वाला,
तेज नोकीले दाँतो वाला,
सबका दिल बहलाने वाला,
हटो-हटो जो आया शेर,
भागो ! भागो आया शेर
- 5) हँसो और हँसाओ
प्यास लगे तो पानी पी लो,
भूख लगे तो खाना खालो ।
रौना धोना बुरी बात है ,
खूब हँसो और हमें हँसाओ ।
- 6) आलु बोला
आलु बोला मुझको खा लो,
मै तुमको मोटा कर दूँगा ।
पालक बोली मुझको खा लो,
मै तुमको ताकत दे दूँगी ।
गाजर, भिंडी, बैंगन बोले,
गोभी, मटर, टमाटर बोले ।
अगर हमे भी खाओगे,
जल्दी बडे हो जाओगे ।

**FIRST TERM****GENERAL KNOWLEDGE**

- 1) Names of fruits
Ans- Apple, Mango, Orange, Banana, Grapes, Strawberry.
- 2) Names of vegetables
Ans- Carrot, Tomato, Potato, Cabbage, Brinjal, Lady Finger.
- 3) Names of domestic animals
Ans- Cat, Dog, Horse, Cow, Goat, Rabbit.
- 4) Names of wild animals
Ans- Lion, Tiger, Elephant, Fox, Monkey, Giraffe, Zebra.

CONVERSATION**My self and My school**

- Q.1 What is your name ?
Ans- My name is _____
- Q.2 How old are you ?
Ans- I am 3 years old.
- Q.3 Where do you live ?
Ans- I live in Nagpur.
- Q.4 What is the Name of your school ?
Ans- St. Vincent Pallotti School.
- Q.5 What is the name of your Teacher ?
Ans- Maam _____ is my teacher.
- Q.6 What is the name of your Principal ?
Ans- Fr. _____ is our Principal.
- Q.7 In which class do you study ?
Ans- Nursery Class.



FIRST TERM

STORIES

1) The Lion and the Mouse :

Once a lion caught a mouse. The mouse said "Please don't eat me, someday I will do you a favour". The lion let him go.

One day the lion was caught in a hunter's net. The mouse came to help him; he chewed the rope and set the lion free.

Moral : A friend in need, is a friend indeed

DIGI RHYMES

- i) Baa Baa Black Sheep
- ii) Mary had a little lamb
- iii) After a bath
- iv) One two buckle my shoe
- v) Hickory Dickory dock

HINDI DIGI RHYMES

- i) हाँथी राजा
 - ii) मछली जल की
-

**FIRST TERM****DIGI RHYMES****1. Baa Baa black sheep**

Baa Baa black sheep
Have you any wool
Yes sir yes sir, three bags full,
One for the master
And one for the dame
One for the little boy,
who lives down the lane.

2. Mary had a little lamb

Mary had a little lamb
Its fleece was white as snow
And every where that Mary went
The lamb was sure to go.

3. After a bath

After a bath,
I try, try, try
To wipe myself till
I'm dry, dry, dry
Hands to wipe,
fingers & toes
Two wet legs &
a shining nose.

4. One two buckle my shoe

1, 2 buckle my shoe
3, 4 shut the door
5, 6 pick up sticks
7, 8 lay them straight
9, 10 a big fat hen.

5. Hickory dickory dock

Hickory dickory dock
the mouse ran up the clock
The clock stuck one
The mouse ran down
Hickory dickory dock



Colour Day Songs

1) RAINBOW DAY SONG

Red, orange, yellow, green,
blue purple, pink
It's a rainbow, - (2)
A beautiful rainbow in the sky

2) PATRIOTISM DAY SONG

हम होंगे कामयाब, हम होंगे कामयाब,
हम होंगे कामयाब, एक दिन.....
ओ..... मन मे है विश्वास पुरा है विश्वास
हम होंगे कामयाब, एक दिन ।

3) We shall overcome (2)

We shall overcome someday
O.... Deep in my heart, I do believe
We shall overcome someday.

4) GREEN DAY [EARTH DAY]

EARTH DAY SONG

- 1) I love the sun that shines on me
God made the sun and God made me
I love the stars that twinkle at me
God made ...
I love the flowers that smile at me.
I love the rain that splashes on me.
I love the wind that blows around me.

2) एक था जंगल

एक था जंगल रहते थे
उसमें कई जानवर
हाथी, चीता, शेर, गिलहरी
और बहुत से बंदर

बंदर कूदा पेड़ से - 2
हम भी चलो कूदें
बंदर कूदा हम भी कूदे
हम और बंदर कूदे

एक था जंगल रहते थे
हाथी चलता झूम के
हम भी चलो झूमे
हाथी झूमा हम भी झूमें
हम और हाथी झूमें

एक था जंगल

**SECOND TERM**

- English Reading** :- To read and recognize letters
N, M, V, A, W, X, Z, K, Y, from the book
- English Writing** :- Pattern slanting Lines // \ and to write
letters N, M, V, A, W, X, Z, K, Y on the slate
and LEARN ENGLISH ACTIVITY BOOK
- Rhymes** :- 1) Monkeys 2) Funny Bunny 3) An
Elephant 4) Stop and Go 5) Popcorn
6) Merry Christmas.
- G.K** :- To recognize and name 1) Parts of body,
2) Shapes 3) Colours
- Story** :- The Clever Crow
- Conversation** :- To answer the questions on colours.
- Colouring** :- To colour pictures from the book
- Craft** :- Craft Book
- Number work** :- Pre Number Concept
Fat / Thin, Tall / Short, Heavy / Light
- Oral** :- To Say Numbers 1 to 15
- Written** :- To Write Numbers 7, 3, 2
- Hindi Orals** 1) चिड़ीयाँ, 2) बंदर, 3) चंदा मामा,
4) रंग बिरंगे गुब्बारे, 5) चींटी रानी, 6) आई दीवाली

**SECOND TERM****PRAYER SONGS**

- (1) स्तूति आराधना ऊपर जाती है,
आशिष लेकर नीचे आती है (2)
प्रभू हमारा कितना महान
देखो हमसे करता है प्यार (2)
हालेलू हालेलूया, हालेलू हालेलूया (2)
प्रार्थना विनती ऊपर जाती है
उत्तर लेकर नीचे आती है (2)
प्रभू हमारा कितना महान
देखो हमसे करता है प्यार (2)
हालेलू हालेलूया, हालेलू हालेलूया (2)

- (2) Give, give, give to others when
you can,
Give, give, give whatever's in
Your hand,
Give, give, give to your enemies too
And God will give to you,
Yes, He will

ACTION SONGS

- 1) 1 little, 2 little
3 little Lolly pops
4 little, 5 little
6 little Lolly pops
7 little, 8 little
9 little Lolly pops
10 Little Lolly pops
Put them in your mouth
and yum, yum, yum !! (3)
All the Lolly pops finish

- 2) एक छोटी किशती मेरे पास
मैने बनवाई नीली रंगवाई
और डाल दी पानी मे ।
एक मेंढक बैठा पानी में
उसने देखा, उसने घुरा !
और कूदा किशती मे ।
फिर किशती डगमगागड़
उलट गई, पलट गई
और डूबी पानी में ।

**SECOND TERM**

- 3) You put your right hand in,
You put your right hand out,
You put your right hand in,
And shake it all about.
Do the Boogy Woogy
And turn yourself around
Lets all praise the Lord.
Do the Boogy Woogy (2)
Lets all praise the Lord.
You put your left hand in, right leg
Left leg, whole self...
- 4) मुर्गी के बच्चे हम
अंडे के अंदर से
बाहर आएँ हैं
हाँ हाँ खुशी से
हम लोगों की मम्मी
को..... क..... को..... क करती
दौड़ के आएँ मम्मी के पास
हाँ हाँ खुशी से
- 5) Touch your head and touch your toes
Touch your eyes and touch your nose
Clap your hands and turn around
Jump up high and sit on the ground



SECOND TERM

ENGLISH RHYMES

1) **Monkeys**

Four little Monkeys !
Jumping on the bed,
One fell down and broke his head.
Mamma called the doctor,
The doctor said !
No more monkeys jumping
on the bed.

4) **Stop and Go**

Stop! Says the Red Light
Go! Says the Green,
Wait! Says the Orange,
Till the Light is Green

2) **FUNNY BUNNY**

Funny Bunny
Goes hop hop hop!
Funny Bunny
Please stop stop stop
Wiggle your ears,
And crinkle your nose
Then Wiggle Wiggle Wiggle
Right down to your toes!

5) **POPCORN**

Popcorn, Popcorn,
Sizzling in the pan
Shake it up, shake it up
Bam, Bam, Bam!

Popcorn, Popcorn,
Now it's getting hot,
Shake it up, shake it up
Pop, Pop, Pop

3) **An Elephant**

An elephant walks
like this and that;
He's terribly tall,
And he is terribly fat.
He's got no fingers
He's got no toes,
But goodness, gracious
What a long, long nose !

6) **CHRISTMAS**

I am little reinder
Ready to fly.
I'll pull santa's sleigh
up in the sky.
Christmas is here
we can't be Late.
All the Children
Just cannot wait !

**SECOND TERM****HINDI RHYMES**

1) चिड़िया

चीं-चीं चुर-चुर करती चिड़िया,
फुर-फुर फुर-फुर उड़ती चिड़िया,
फुदक-फुदक कर गाना गाती,
रोज सवेरे मुझे जगाती ।

3) चंदा मामा

चंदा मामा गोल मटोल,
कुछ तो बोल कुछ तो बोल ।
कल थे आधे आज हो गोल,
खोल भी दो अब अपनी पोल ।

5) चीटी रानी

चीटी रानी, चीटी रानी,
क्यों करती हो तुम मनमानी ।
सारा लड्डू खा जाती हो,
पीती नहीं जरा भी पानी ।

2) बंदर

मस्त कलंदर काला बंदर
हम बच्चो को भाता है ।
किच किच दाँत दिखाता
खों-खों हमें डराता है ।
मस्त कलंदर काला बंदर
हम बच्चो को भाता है ।

4) रंग-बिरंगे गुब्बारे


रंग-बिरंगे गुब्बारे
लगते प्यारे प्यारे
कोई लम्बा कोई गोल
कोई मोटा जैसे ढोल
गैस भरा उड जाता जो
वापिस कभी न आता वो
मम्मी पुरा घर सजादो
ढेर गुब्बारे मुझे दिला दो

6) आई दीवाली

आई दीवाली, आई दीवाली,
खुशियाँ संग में लाई दीवाली ।
दीप जलाओ, पटाखे जलाओ,
लड्डू और जलेबी खाओ ।
मम्मी पापा के संग मिलकर,
अपने घर को खूब सजाओ ।

**SECOND TERM****GENERAL KNOWLEDGE**

- 1) **Parts of body :**
Head, Eyes, Nose, Tongue, Fingers, Hands, Legs, Stomach, Ears.
- 2) **Names of colours :**
Red, Blue, Green, Yellow, Orange, Pink, Purple
- 3) **Shapes :-**
Circle, Triangle, Square, Rectangle, Diamond.

**Second Term:****CONVERSATION**

- Q.1 What is the colour of the sky ?
Ans- The sky is blue.
- Q.2 What is the colour of the grass ?
Ans- The grass is green.
- Q.3 What is the colour of an apple ?
Ans- An apple is red.
- Q.4 What is the colour of milk ?
Ans- Milk is white.
- Q.5 What is the colour of your hair ?
Ans- My hair is black

**SECOND TERM****STORY****2) The Clever Crow :**

Once a crow was very thirsty. He looked for water here and there. At last, he found a pot with very little water inside it. The crow thought of a plan. He collected some stones and put them into the pot one by one, the water came up, the crow drank the water and flew away happily.

Moral : Where there is a will, there is a way

DIGI RHYMES

- i) 10 Little Fingers
- ii) Hot Cross Burns
- iii) Early to Bed
- iv) London Bridge
- v) Ringa Ringa Roses

HINDI RHYMES

- 1) एक कौआ प्यासा था

**SECOND TERM****2nd TERM DIGI RHYMES****1. Ten little fingers**

Ten little fingers
Ten little toes
Two little ears and
One little nose
Two little eyes that
Shine so bright
One little mouth to
kiss mother Good night.

2. Hot cross buns

Hot cross buns- (2)
One a penney, two a penny,
hot cross buns
If you have no daughters,
give them to your sons
One a penny two a penny
Hot cross buns.

3. Early to bed

Early to bed
Early to rise
Makes a man
Healthy, wealthy
and wise.

4. London Bridge

London bridge is falling down
my fair lady, Build it up with
iron and steel my fair lady.

5. Ringa Ringa Roses

Ringa Ringa roses
Pocket full of poses
A-tishoo, a - tishoo
We all fall down.

**SECOND TERM****COLOUR DAY SONGS****Orange Colour**

Orange Orange (2) Everywhere (2)
Orange Orange Orange (2) Everywhere (2)
See it here and See it there and everywhere (2)
Orange Orange Orange (2) Everywhere (2)
See it in the rising sun (2) Pretty sight (2)
Orange Orange Orange (2) Everywhere (2)

CHORUS

Pink Colour

Cotton candy, Pink frocks,
Girl with socks and bows.
P-I-N-K, P-I-N-K
that is how it goes.

Red Colour

- 1) My Red Balloon (2)
Flies high, so high, so high
I jump up high,
And try to fly
But can't Oh tell me why ?
My red Balloon
My red Balloon
Flies high, so high, so high.
- 2) You better watch out
You better not cry
You better not pout
I'm telling you why.
Santa Clause is coming to town
He's making a list and checking it twice
Gonna find out who is naughty and nice,
Santa Clause is coming to town,

Yellow Colour

- 1) Will you be a friend of mine,
A friend of mine, a friend of mine?
Will you be a friend of mine
And hop around with me?
Dance – Clap – Wiggle.
- 2) Yellow yellow is the sun
Shining down on everyone
Yellow yellow is the sun
Shine on me so I can have fun.
- 3) Twinkle Twinkle Yellow star
How I wonder what you are ?
Lets go looking here and there,
Lets go looking everywhere
Twinkle Twinkle yellow star
How I wonder where you are ?

**THIRD TERM**

- English Reading** :- To Read and recognize letters A to Z from the book with phonetic sound.
- English Writing** :- Pattern curve - CC, UU. Write letters U, C, G, R, D, B, P, O, Q, J on the slate and activity book to write letters in alphabetical order A to Z
- Rhymes** :- 1) A Hunting we will go 2) My Mother
3) School 4) Welcome
5) Doctor
- G.K** :- To recognize and name Flowers, Birds and Days of the week.
- Story** :- The Rabbit and The Tortoise
- Conversation** :- To answer the questions on my country.
- Drawing** :- To colour the pictures from the book
- Craft** :- Craft book
- Number work** :- To say numbers 1 to 20
Orals & Written To recognize numbers 1 to 10
To write numbers 1 to 10 serially.
- Hindi Orals** :- 1) जिराफ 2) मोर 3) दाँत
4) खिला दो सब्जी 5) चार चुहियाँ
6) धोबी आया

**THIRD TERM****PRAYER SONGS**

- (1) **I love the pit-pat patter of the rain drops**
I love the roll-roll rolling of the sea
But the sound I like the best
Is to hear that God loves me.
I love the hiss-hiss
Hissing of the green snake,
I love the buzz-buzz
Buzzing of the bees,
But the sound I like the best
Is to hear that God loves me.
- (2) नन्हें मुन्ने बच्चों आओ चलें
प्यारे प्रभु से हम बाते करें ।
छोटा प्यारा येसू कभी ना लड़ा
हम भी किसी से कभी ना लड़े
मिल के चले - 2
प्यारे प्रभु से हम बात करे
अच्छी-अच्छी चीजें वो देता हमें
हसते चले और गाते चले ।
- (3) **Gods Love**
Gods Love is so wonderful - (3)
oh wonderful Love
So high, you can't get over it
So deep, you can't get under it
So wide, you can't get around it
oh wonderful love.

**THIRD TERM****ACTION SONGS**

- 1) Rabbits – Rabbits 1 2 3
Will you come and play with me?
Camels – Camels 4 5 6
Why do you have a hump like this?
Monkey – Monkeys 7 8 9
Will you teach me how to climb?
When I have counted upto 10
The elephant says start again.
1, 2, 3, 4, 5, 6, 7, 8, 9, 10 !
- 2) मेरे लिए एक दोस्त है
जो स्वर्ग से आया है,
दोस्त के साथ दोस्ती करे जो
कितना अच्छा है.....
मेरे लिए एक दोस्त.....
दोस्त के साथ लिखे पढ़े जो
दोस्त के साथ नाचे गाएँ जो
- 3) भालु पहाड़ पे चढ़ गया 3)
के देखे क्या वहाँ ।
के देखे क्या वहाँ 2)
सीवाय पहाड़ पहाड़ के 3)
और कुछ न था वहाँ । 2)
- 4) ट्रींग-ट्रींग-ट्रींग साइकिल गाडी ।
पॉम्प-पॉम्प-पॉम्प मोटर गाडी ॥
हे ! ट्रींग..... मोटर गाडी ॥
हूर ssssssss आ बैल गाडी ।
आलेलूया आलेलूया ईश्वर चलाता है जीवन की गाडी ।
ईश्वर की गाडी ॥
ट्रींग मोटर गाडी ॥
हूर ssssssss आ बैल गाडी ।

**THIRD TERM****5) घुमा-घुमा के मारा - (4)**

डेविड ने गोलियथ को

घुमा-घुमा के मारा

पाँच नहीं, चार नहीं, तीन नहीं,

दो नहीं, बस एक पत्थर से मारा

घुमा-घुमा के मारा - (4)

इश्वर ने शैतान को घुमा-घुमा के मारा

पाँच नहीं, चार नहीं, तीन नहीं,

दो नहीं, बस एक पत्थर से मारा

6) Row Row Row your Boat

Row Row Row your Boat

Gently down the stream

Merrily Merrily Merrily Merrily

Life is but a dream

7) Form Banana, Form Form Banana - (2)

Peel Banana, Peel Peel Banana - (2)

Go banana, go go Banana - (2)

Form the Orange

Peel the Orange

Squeeze the Orange

Form the Apple

Peel the Apple

Slice the Apple

Form Potato

Peel Potato

Smash Potato

Form the Corn

Shuck the Corn

**THIRD TERM****ENGLISH RHYMES**

- 1) **A Hunting We Will Go**
Oh ! A hunting we will go,
A hunting we will go.
We'll catch a fox, and put him in a box,
And never let him go.

 - 2) **My Mother**
My Mother
My friend so dear
Throughout my life
You're always near
A tender smile to guide my way,
You're the sunshine to light my day

 - 3) **School**
School is fun school is great,
Do not miss and don't be late
Reach school always on time,
Follow the rules and you'll be fine.

 - 4) **Welcome**
Welcome, Welcome !
Greet our day. Time for work and time
For play, school is where we love to be.
Friends together, you and me !

 - 5) **The Doctor**
Doctor, doctor, come and see,
Is there something wrong with me?
Cough or cold - do check again,
for I've to run and catch a train.
-

**THIRD TERM****HINDI RHYMES**

- 1) **जिराफ**
लंबी गरदन, ऊँची काया,
जिराफ नाम है तुमने पाया,
अफ्रीका है तुम्हारा घर,
घूमते जंगल में इधर उधर,
ऊँचे पेड़ से पत्ते खाते,
हर दम छोटी पूँछ हिलाते।
- 2) **मोर**
चुप चुप देखो करो न शोर ।
नाच रहा जंगल में मोर
नाच रहा है सुध-बुध खोकर ।
देखो इसको सब चुप होकर
- 3) **दाँत**
दाँतो की नित करो सफाई
चमके जैसे दूध मलाई
गन्ना, गाजर, मुली खाना
दाँतो को मजबूत बनाना ।
- 4) **खिला दो सब्जी**
मम्मी मुझे खिला दो सब्जी,
जल्दी बड़ा हो जाऊंगा ।
पापा जैसा लंबा-चौड़ा,
ताकतवर बन जाऊंगा ।
- 5) **चार चूहियाँ**
ढम-ढम-ढम-ढम ढोलक बाजी,
तुन-तुन बाजी सितार ।
फुदक-फूदक कर लगी नाचने,
छोटी चुहिया चार ।
- 6) **धोबी आया**
धोबी आया , धोबी आया,
कपडे साफ, कपडे साफ,
कितने कपडे लाया - 2
1,2,3,4,5,6,7,8,9,10 बस

**THIRD TERM****GENERAL KNOWLEDGE**

- 1) **Names of flowers :**
Rose, Lotus, Lily, Mogra, Sunflower
- 2) **Names of the birds :**
Sparrow, Duck, Parrot, Pigeon, Crow
- 3) **Days of the week :**
Sunday, Monday, Tuesday, Wednesday,
Thursday, Friday, Saturday.
- 4) How many days are there in the week?
Ans. There are 7 days in a week.

CONVERSATION**OUR NATIONALS**

- Q.1 Which is our National Bird ?
Ans- Pea-cock is our National Bird.
- Q.2 Which is our National Animal ?
Ans- Tiger is our National Animal.
- Q.3 Which is our National flower ?
Ans- Lotus is our National flower.
- Q.4 Which is our National Sport ?
Ans- Hockey is our National Sport.
- Q.5 Which is our National River ?
Ans- Ganga is our National River.
-

**THIRD TERM****STORY****The Rabbit And The Tortoise**

The Rabbit And The Tortoise

Once a rabbit and a tortoise had a race. The rabbit ran very fast. The tortoise was moving slowly. On the way, the rabbit fell asleep. The tortoise kept on moving. The rabbit woke up and started running, but the tortoise reached the line first. The lazy rabbit lost the race.

Moral : Slow and steady wins the race.

DIGI RHYMES

- i) Hot cross buns
- ii) Two Little hands
- iii) Mummy & Daddy
- iv) Teddy bear
- v) Old Mc Donald

HINDI RHYMES

- 1) चंदा मामा
 - 2) एक दो तीन
-

**THIRD TERM****DIGI RHYMES****1. Tow little hands**

Two little hands to clap, clap, clap
Two little legs to tap, tap, tap
Two little eyes are open wide
One little head goes side to side.

2. Mummy & daddy

Mummy & daddy, I love you
Come to me when I call you
Give me a kiss when I ask you
Mummy & daddy, I love you.

3. Teddy Bear

Teddy Bear -2 Turn around
Teddy Bear -2 Touch the ground
Teddy Bear -2 Polish your shoes
Teddy Bear -2 off to school.

4. Old Mc' Donald.

Old Mc' Donald had a farm, e-i-e-i-o
On that farm he had some cows ...moo moo
On that farm he had some cats ...meow meow
On that farm he had some dog ...bow bow
On that farm he had some duck ...quack quack

5. Two little dicky birds

Two little dicky birds, sitting on the wall
One name Peter, one name Paul,
Fly away Peter, fly away Paul
Come back Peter, come back Paul.

**THIRD TERM****COLOUR DAY SONGS****BLUE DAY**

- 1) If there's blue next to you.
- clap your hands.
If there's blue on your shoes.
-stamp your feet.
If there's blue on yourself
-jump up high
If there's blue everywhere
-say-Hurrah.

- 2) B-L-U-E, B-L-U-E
That spells blue
that spells blue.
The ocean wide is blue
blue blue blue

B-L-U-E, B-L-U-E
That spells blue
that spells blue.
The colour of the sky.
The colour of the sky.
Blue Blue (2)



Alphabet Song

A for apple	A says	ऐ
B for Ball	B says	ब
C for Cat	C says	क
D for Dog	D says	ड
E for Elephant	E says	ए
F for Fish	F says	फ
G for Grapes	G says	ग
H for Hat	H say	ह
I for Ice	I says	इ
J for Joker	J says	ज
K for Kite	K says	क
L for Lion	L says	ल
M for Monkey	M says	म
N for Nest	N says	न
O for Orange	O says	औ
P for Parrot	P says	प
Q for Queen	Q says	क्व
R for Rose	R says	र
S for Sun	S says	स
T for Tiger	T says	ट
U for Umbrella	U says	अ
V for Vase	V says	व
W for Watch	W says	व्ह
X for X'mas tree	X says	एक्स
Y for Yak	Y says	य
Z for Zebra	Z says	ज़



**St. Vincent Pallotti School
Monthly Activities**

July	Fun with colours
August	Face Painting
September	Tree Plantation
October	Friendship Band
November	Card Making
January	Visit to the school premises
February	Drawing
March	Farewell (Gift)



**St. Vincent Pallotti School
Monthly Eating Activities**

July	Cake & Biscuits
August	National Integrity Dishes
September	Fruit Salad
October	Bhel
November	Pav Bhaji
December	Chips & Wafers
January	Sandwich
February	Idli / Dosa
March	Veg. Biryani



St. Vincent Pallotti School
Proposed Dates for Nursery
2020-21

MONTH	DATE	EVENTS
July	1 st	Nursery section begins
	4 th	First Parent Teacher Association Meet
	11 th	Classwise Parent teacher Meet
	31 st	Rainbow day (Monsoon Celebration)
August	31 th	Patriotism day
September	21 st	Earth day (green colour day)
	26 th	Parent teacher Interaction
	28 th	First Term Assessment begins
October	10 th	Fancy dress Competition for class Nursery - A , B & C
	17 th	Fancy dress Competition for class Nursery - D, E & F
	28 th	Friendship day Celebration (Yellow Colour)
	31 st	Result of First Assessment to be signed by Parents
November	7 th	Hindi Recitation Competition
	12 th	Orange colour day and Diwali Celebration
	13 th -22 nd	Diwali Vacation
	23 rd	School re-opens Children's day Celebration (Pink colour day)
December	11 th	Annual Concert
	14 th	Holiday
	15 th	Second Term Assessment begins
	22 nd	Red colour day and Christmas Celebration.
	23 rd to 3 rd Jan	Christmas Vacation



St. Vincent Pallotti School
Proposed Dates for Nursery
2020-21

MONTH	DATE	EVENTS
January	4 th	School re-opens
	9 th	Class Picnic
	21 th	Patron's day Celebration & Colouring Competition
	30 th	English Recitation Competition .
February	6 th	Mothers day
	13 th	School Fete
	20 th	Story telling Competition
	22 nd	Blue Colour day and Talent Hunt Competition
	27 th	Art & Craft Exhibition and Second Term Assessment Results to be signed by the Parents.
March	6 th	Oral skill Demonstration of class Nursery A, B & C.
	13 th	Oral Skill Demonstration of class Nursery D, E & F.
	19 th	Handwriting Competition for class Nursery A & B
	22 nd	Handwriting Competition for class Nursery C & D
	23 rd	Handwriting Competition for class Nursery E & F
	30 th	Final Term Assessment begins
April	17 th	Paper showing day
	24 th	Final result signing day



**St. Vincent Pallotti School
(2020 - 2021)
HOLIDAY LIST**

Sr.No.	OCCASION	DATE	DAY
01.	Bakri – Id (Id – ul – Zuha)	31/07/2020	Friday
02.	Rakshabandhan (Id -ul-Zuha)	03/08/2020	Monday
03.	Janmashtami	11/08/2020	Tuesday
04.	Independence Day	15/08/2020	Saturday
05.	Pateti (Parsi New Year)	17/08/2020	Monday
06.	Ganesh Chaturthi	22/08/2020	Saturday
07.	Gauri Pujan	26/08/2020	Wednesday
08.	Muharram	29/08/2020	Saturday
09.	Ananth Chaturthi	01/09/2020	Tuesday
10.	Pitrumoksha Amavasya	17/09/2020	Thursday
11.	Gandhi Jayanti	02/10/2020	Friday
12.	Dhammchakra Pravantan Din	14/10/2020	Wednesday
13.	Durgashtami	24/10/2020	Friday
14.	Dussehra	25/10/2020	Sunday
15.	Milad-Un-Nabi/Id-e- Milad	29/10/2020	Thursday
16.	Diwali / Laxmi Puja	14/11/2020	Saturday
17.	Gurunanak Jayanti	30/11/2020	Monday
18.	Christmas	25/12/2020	Friday
19.	New Year	01/01/2021	Friday
20.	Makar Sankranti	14/01/2021	Thursday
21.	Patron's Day	22/01/2021	Friday
22.	Republic Day	26/01/2021	Tuesday
23.	Shivaji Jayanti	19/02/2021	Friday
24.	Mahashivratri	11/03/2021	Thursday
25.	Holi	29/03/2021	Monday
26.	Good Friday	02/04/2021	Friday
27.	Gudi Padwa	13/04/2021	Tuesday
28.	Dr. Ambedkar Jayanti	14/04/2021	Wednesday
29.	Ram Navmi	21/04/2021	Wednesday
30.	Mahavir Jayanti	25/04/2021	Sunday



SYLLABUS FOR K.G. I 2020 - 2021

JULY I TERM

ENGLISH

Reading :- Blue Blossom English Course
Primer One
Aa to Ll Pages 5, 6, 7
To read and recognize each alphabet
with the given picture. (Digital Class)

Written :- Tender Brain Capital Letters.
ILTHFE

Dictation :- ILTHFE

Rhymes :-

1) Prayer

Thank You God
For the day so bright
Thank you God,
For mummy daddy
so nice

Forgive me
For the wrong I did
For I am
Only a small kid.

2) A Rainbow

There is a rainbow in the sky,
Do you know how it comes by ?
Drops of water through sunlight,
Gave the sky this pretty sight.
Seven colours can be seen,
Red, Yellow and a lovely green,
Violet indigo and blue.
There is orange in it too.



3) Family

Father, mother, brother, sister
Grand father and Grand mother too,
We all live and help one another,
As all loving families do.

4) Oranges and Lemon

Oranges and Lemon,
Are good for your tummy,
Bananas and apples,
Are so yummy.
Cherries red and
Chickoos sweet,
Grapes in a bunch;
Are good to eat.

5) Little Brother

I have a little brother
His name is tiny Tim
I put him in a bath tub
To teach him how to swim
He drank up all the water
He ate up all the soap
Now every time he talks
There's a bubble in his throat.

Digital Rhymes :-

- 1) Twinkle Twinkle
- 2) Johny Johny
- 3) Humpty Dumpty
- 4) One two buckle my shoe

STORY

The Donkey in a Lion's skin

Once a donkey found a lion's skin. He wore it and went to the village field. All the animals saw him and ran far away.

One day two farmers were passing by. They suddenly heard him saying hee-haw, hee-haw. They soon came to know that this was a donkey in a lion's skin. All the villagers came with sticks and beat him up till he died.

Moral : By fooling others we fool ourselves.

**GENERAL KNOWLEDGE**

(Vikas English Conversation Book)

Fruits, Page 8 (Digital Class)
To answer the given questions**CONVERSATION**

(Vikas English Conversation Book)

Myself, Page 14

To answer the given questions
(Digital Class)**NUMBER WORK****Grafalco Pre - School Numbers 1 - 20****Written:-** Nos. 1 to 5
Count and write, Count and match.
Count and circle (Digital Class)**Oral :-** Counting nos. 1 to 10
Recognition of nos, 1 to 10
Counting objects. (Digital Class)**HINDI****Reading:-** Evergreen Akshar Tarang
अ से ऊ तक
(Digital Class)**Rhymes :-**2) नानी1) प्रणामरोज सवेरे उठकर बच्चो,
बड़े जनों को करो प्रणाम ।
लेकर आशीर्वाद सभी का,
शुरू करो तुम अपना काम ।मम्मी की मम्मी है नानी,
बड़े प्यार से कहे कहानी
परी लोक की कथा सुनाती,
हम सब को वो खूब है भाती
छुट्टी के जब दिन है आते,
नानी घर हम चाव से जाते ।

3) इनसे सीखो

चाँद से शीतल बनना सीखो,
सूरज से तप जाना,
विपदाओं में घिर जाओ तो,
कभी नहीं घबराना ।

समय से आगे बढना सीखो,
लहरों से टकराना,
फलवाले पेड़ों से सीखो,
झुककर शीश नवाना

4) एक चिड़िया के बच्चे चार

एक चिड़िया के बच्चे चार,
घर से निकले पंख पसार
पूरब से पश्चिम को जाएँ,
उत्तर से फिर दक्षिण आएँ ।

धूम- टहल जब घर को आएँ,
मम्मी को एक बात सुनाएँ ।
देख लिया हमने जग सारा,
अपना घर है सबसे प्यारा ।

Written :- Sunflower आओ लिखें स्वर

उ, ऊ

Colouring

Kriti's splashes Art and Drawing B

Pg. nos. 5, 6, 7.

CRAFT

Kriti's splashes Craft B

Pg. 11.



PRAYER SONGS

(1) Thank You God

Thank you God for the
World so sweet.
Thank you God for the
food we eat
Thank you God for the
birds that sing
Thank you God for the
everything.

(2) God bless

God bless, mummy daddy, too
God bless me and God bless you.
God bless everyone
Bless God children here today,
Bless God children far away
God bless everyone.

(3) Praise Him

Praise Him, Praise Him
Praise Him in the morning
Praise Him in the noon-time
Praise Him, Praise Him
Praise Him when the sun
goes down

Love Him
Thank Him

(4) 1,2,3 God loves me

1,2,3 God loves me
4,5, I'm glad to be alive
6,7,8 God is great
9,10 Let's sing it again
1,2,3

Digital Song : Everything I am.

Action Songs

(1) Touch your head

Touch your head and touch your toes,
Touch your eyes and touch your nose,
Clap your hands and turn around,
Jump up high and sit on the ground.

**(2) Clap your hands**

Clap your hands (2)
Listen to the music and
clap your hands
Stamp your feet (2)
Listen

Turn around (2)
Listen to the music

Jump up high (2)
Listen to the music

(3) Number Song

One stroke down we have a one (3)
So early in the morning
Half a round and out again (3)
To make the figure two
Half a round and half a round (3)
To make the figure three
Down and out and down again (3)
To make the figure four
Down and round and over the top (3)
To make the figure five
Down and all the way around (3)
To make make the figure six
Dot over and down again (3)
To make the figure seven
Round and round and up again (3)
To make the figure eight
All the way round and down again (3)
To make the figure nine.
One stroke down and then zero (3)
To make the figure ten.

**(4) FOUND A PEANUT**

Found a peanut, found a peanut
Found a peanut just now, found a peanut,
Found a peanut found a peanut just now.

Swallowed a peanut, swallowed a peanut
Swallowed a peanut just now
Swallowed a peanut swallowed a peanut
Swallowed a peanut just now.

Stomach is paining - (3) just now
Stomach is paining - (3) just now
Call the doctor - (3) just now

Operation (3) just now ————— (2)
Feeling better (3) just now
Thank - you doctor (3) —————(2)
Bye, Bye doctor Bye —————(3)

5) स्तूति आराधना ऊपर जाती है ,
आशिष लेकर नीचे आती है (2)
प्रभू हमारा कितना महान
देखो हमसे करता है प्यार (2)
आलेलू आलेलूया आलेलू आलेलूया (2)
प्रार्थना और विनती ऊपर जाती है
उत्तर लेकर नीचे आती है (2)
प्रभू हमारा कितना महान
देखो हमसे करता है प्यार (2)
आलेलू आलेलूया आलेलू आलेलूया (2)

**RAINBOW DAY**

- (1) Seven colours in the rainbow
All the colours of the world.
Violet, indigo, blue, green,
yellow, orange and red.
- (2) Red, Orange, Yellow, Green,
Blue, Purple, Pink (2)
It's a rainbow (2)
Beautiful rainbow in the sky
Its a rainbow, (2)
Beautiful rainbow in the sky
Red, Orange, Yellow, Green,
Blue, Purple, Pink (2)
It's a rainbow, It's a rainbow
Beautiful rainbow in the sky.
Its a rainbow, (2)
Beautiful rainbow in the sky (3)

Phonics

A	Says	अँ	N	Says	न
B	Says	ब	O	Says	ऑ
C	Says	क	P	Says	प
D	Says	ड	Q	Says	क्व
E	Says	ए	R	Says	र
F	Says	फ	S	Says	स
G	Says	ग	T	Says	ट
H	Says	ह	U	Says	अ
I	Says	इ	V	Says	व
J	Says	ज	W	Says	वॉ
K	Says	क	X	Says	क्स
L	Says	ल	Y	Says	य
M	Says	म	Z	Says	ज़



AUGUST ENGLISH

Reading :- Page nos. 8 to 11 (Digital class)

Written:- Capital letters A M V W N K X Y Z
1) Recognise the picture and write the letter
2) Recognise the picture and circle the letter
3) Match the letter with the picture

Dictation :- Capital letters A M V W N K X Y Z

Rhymes :-

1) Teacher

T is for teacher
tall and sweet
Wears sari with heels.
Bright eyes smiling face.
Tight bun moves with grace
I love her very much
For she is there to
give a loving touch.

2) Raise The Flag

Raise the Flag at sunrise,
Raise it to the blue skies.
Salute the colour that are seen.
Saffron, white and lovely green.
Sunset is the right time,
Just before the night time,
Then it is another day.

3) Cut up some Vegetables

Cut up some vegetables
And put them in a pot;
Pour in the water,
You need quite a lot;
Stir in the butter,
and turn on the heat;
There's lot of stew
For everyone to eat.

4) The Dustbin

Use me use me
I'm the dustbin.
I'm there for you,
To put litter in.
If you want your
Classroom to be very clean.
Use me use me
I'm the dust bin.

**DIGITAL RHYMES :**

- 1) Baa Baa Black Sheep
- 2) Jack and Jill
- 3) Two little hands

Story :- The donkey in a lion's skin.

GENERAL KNOWLEDGE

Flowers - Page 10

To answer the given questions (Digital Class)

CONVERSATION

My School & My Classroom - Page 15

To answer the given questions
(Digital Class)

NUMBER WORK

Written:- Nos. 6 to 10, 1 to 10 (Digital Class)

- 1) Count and write,
- 2) Count and match.
- 3) Count and circle the correct no.
- 4) Fill in the missing nos.
- 5) What comes after ?

Oral :- Counting nos. 11 to 20 & 1 to 20
Recognition of nos.
Counting objects. (Digital Class)

HINDI

Reading:- ऋ से अ: तक (Digital Class)

**RHYMES :-****1) मेरा स्कूल**

कितना सुन्दर मेरा स्कूल ।
इसमें रंग बिरंगे फूल ॥
फूल सुहाने सबको भाते ।
उन्हे देखकर सब ललचाते ॥
टीचर हमको पाठ पढ़ातीं ।
नयी नयी बातें सिखलातीं ॥
फूलों से गिनती करवातीं ।
टाँफी देकर हमें खिलातीं ॥

3) बस्ता

मुझ से भारी मेरा बस्ता,
कर दी मेरी हालत खस्ता ।
इसे उठाकर बढ़ना मुश्किल,
सभी पुस्तके पढ़ना मुश्किल ।
कोई टीचर को समझाए,
इसको कुछ हलका करवाएं ।

5) राखी

राखी आई, राखी आई ।
संग अपने यह खुशियाँ लाई ।
बहना से राखी बंधवाकर,
खुश है अपने मुन्ना भाई ।
अपनी मम्मी से कहते है,
अब तो दे दो रसमलाई ।

2) मोहन गांधी

एक थे अपने मोहन गांधी
साथ वो लाये थे एक आँधी
हाथ में लाठी, घड़ी भी लटके,
चश्मा पहने, तन के पतले ।
दो कपड़ों में चलते रहते,
पैदल चलते कभी न थकते ।
अंग्रेजों को मार भगाया,
भारत को आजाद कराया ।

4) मेरी पेंसिल

लाल रंग की मेरी पेंसिल
लंबी और नुकीली पेंसिल
लिखने में वह सबसे आगे,
कॉपी पर यह सरपट भागे ।
तुम भी ऐसी पेंसिल लाओ,
अच्छे अक्षर तुम बनाओ,
पढ़-लिखकर तुम कुछ बन जाओ,
जग में अपना नाम कमाओ ।

Written :- अ, आ



COLOURING
Pg. nos. 8, 11, 12

CRAFT
Pg. 5

Prayer Songs :

(1) God's love

God's love is so wonderful (3)
Oh ! wonderful love

So high you can't get over it
So deep you can't get under it
So wide you can't get around it
Oh ! wonderful love.

Higher than the sky.
Deeper than the ocean.
Wider than the universe
Oh ! wonderful love.
God's love is so

(3) I love the sun

I love the sun
that shines on me
God made the sun
and God made me

I love the stars
that twinkle at me
God made the sun
and God made me

I love the flowers
that smile at me.
I love the rain
that splashes on me.
I love the wind
that blows around me.

2) I Love The Pit-Pat

I love the pit-pat-patter of the raindrops
I love the roll-roll-rolling of the Sea
But the sound I like the best
The very-very best
Is to hear that God loves me.

I love the hiss-hiss-hissing of the green snake
I love the buz - buz - buzzing of the bee.
But the sound I like the best
The very-very best
Is to hear that, God loves me



Digital Song :
He's got the whole world.

Action Songs :

(1) We all sit down

We all sit down together (3)
And have a jolly time.
We all clap hands together (3)
And have a jolly time
We all eat food together (3)
And have a jolly time
We all stand up together (3)
And have a jolly time.
We all shake hands together (3)
And have a jolly time.

(2) Head and shoulders

Head and shoulders, knees and toes
knees and toes (2)
We all turn round together
Eyes and ears and mouth and nose
Mouth and nose (2)
We all clap hands together.

(3) Out in the garden

Out in the garden
Each fine day
With my ball I like to play
I bounce my ball (3)
on each fine day
With my kite I like to play
I fly my kite (3) on each fine day

(4) एक छोटी किशती

एक छोटी किशती मेरे पास
मैंने बनवाई नीली रंगवाई
और डाली पानी में ।
एक मॅढक बैठा पानी में

उसने देखा उसने घूरा
और कूदा किशती में ।
फिर किशती डगमगा गई
उलट गई पलट गई
और डुबी पानी में ।



PATRIOTISM DAY

(1) **We Shall Overcome**

We shall overcome
We shall overcome (3) Someday.

Oh deep in my heart
I do believe

We shall overcome someday.
We shall live in peace
We'll walk hand in hand.

(2) **I Have Decided**

I have decided to follow India (3)
My India (2)

The world behind me
India before me (3)

My India (2)

Oh take the whole world
But give me India (3)

My India (2)



SEPTEMBER ENGLISH

English Written - Model Questions

- 1) Write capital letters A to Z.
- 2) Recognise the picture and write the letter.
- 3) Match the letter with the picture.
- 4) Recognise the picture and circle the correct letter.
- 5) Fill in the missing capital letters.
- 6) Circle the same letter as given in the margin.
- 7) Match the same letters.

Reading :- Page nos. 13, 14 (5 to 14)

Written:- Capital letters PBRDUCGOQS J
And the activities given in the copy.

Dictation :- Capital letters A to Z

Writing:- Capital letters A to Z

Rhymes:-

1) Green Green Trees

Have you seen the
Green Green trees
They clean the air,
And cool the breeze.
Smoke and Dust,
And Garbage spill,
And Dirty water
Makes us ill.
So let us promise
to be clean,
To keep our surroundings
neat and clean.

2) Power of vegetables

Tomatoes make your cheeks red,
Carrots make you jump ahead,
Spinach makes you very strong.
Peas make you dance along
Eat your vegetables everyday,
And you'll always be
Happy and gay.



3) Dinner Time

Mother's rotis
Round and small
Puffed up like
A ping - pong ball
Mother's rotis,
On a plate
I sat down
And finished eight

Digital Rhymes :-

- 1) Mummy and Daddy
- 2) After a bath
- 3) Hickory Dickory Dock
- 4) Early to bed

Story :- The Donkey in a lion's skin.

GENERAL KNOWLEDGE

Vegetables Page 9

To answer the given questions (Digital Class)

CONVERSATION

Topic : Colours Page 12

To answer the given questions (Digital Class)

NUMBER WORK

Written:-

Nos.11 to 20, Nos. 1 to 20

And the activities given in the Maths copy.

- 1) What comes after?
- 2) What comes in between? (Digital Class)

Oral:-

Counting nos. 1 to 30

Counting objects, Recognition of nos.(Digital Class)

**Number Work Written - Model Question**

- 1) Write nos. 1 to 20
- 2) Dodging of nos.
- 3) Count and write,
- 4) Count and match.
- 5) Count and circle the correct no.
- 6) What comes after?
- 7) What comes in between?
- 8) Fill in the missing numbers.

HINDI

Reading:- अ से अ: तक (Digital Class)

Rhymes :- 1) तारे

रात अंधेरे में तुम सब
चुपके-चुपके आते हो
झिलमिल झिलमिल तारे तुम
आसमान में छाते हो ।

टिम-टिम जलते बुझते तुम
बस आँखें झपकाते हो
बात बताओ मुझको एक
दिन में कहाँ छिप जाते हो ?

3) पेड़

आओ बच्चो पेड़ लगाएँ
हरियाली सब ओर फैलाएँ ।
पेड़ हरा सोना कहलाते,
वायु को ये स्वच्छ बनाते ।
आओ मिलकर कसम ये खाएँ,
एक-एक सब पेड़ लगाएँ ॥

2) पिंज़ा

पिंकी, बबली और उमंग,
पिंज़ा खाते देखो संग,
मस्ती देखो आज ये करते,
अपना पेट है इससे भरते,
पिंकी सुन लो बात पते की,
न खाना सब इसे हर-दम
वरना हो जाओगी मोटी,
सुबह शाम फिर निकले दम ।



Written :- ओ, औ

Model Questions :-

- 1) सुलेखन 2) चित्र को पहचानकर अक्षर लिखो
- 3) जोड़ी बनाओ 4) समान अक्षर जोड़ो

COLOURING - Pg. nos.13, 14, 15

CRAFT - Pg. 7, 13

PRAYER SONGS :-

(1) **Give, Give, Give**

Give, give, give to others when
you can,
Give, give, give whatever's in
Your hand,
Give, give, give to your enemies too
And God will give to you,
Yes, He will

(2) **Whisper a prayer**

Whisper a prayer
In the morning.
Whisper a prayer at noon
Whisper a prayer in the evening
To keep your hearts in tune

God answers prayers in the morning
God answer prayers at noon
God answers prayers in the evening
So keep your hearts in tune.



Digital Songs :

- 1) Everything I am
- 2) He's got the whole world.

Action Songs:

- (1) What are my eyes for, tell me that (2)
Eyes are to see with, just to see with
Eyes are to see with, rat a tat-tat

What are my ears for, tell me that (2)
Ears are to hear with just to hear with
Ears are to hear with rat a tat tat
Hands are to write with just to write with,
Hands are to write with, rat a tat tat
What are my legs for, tell me that (2)
Legs are to walk with, just to walk with

- (2) घुमा, घुमा के मारा
घुमा, घुमा के मारा
डेविड ने गोलीयत को घुमा, घुमा के मारा
5 नहीं , 4 नहीं, 3 नहीं, 2 नहीं,
बस एक पत्थर से मारा
घुमा, घुमा के मारा
घुमा, घुमा के मारा
ईश्वर ने शैतान को घुमा, घुमा के मारा
5 नहीं , 4 नहीं, 3 नहीं, 2 नहीं,
बस एक पत्थर से मारा
घुमा, घुमा के मारा
घुमा, घुमा के मारा



3) किसने बनाया फूलों को, फूलों को
किसने बनाया फूलों को
ईश्वर जो स्वर्ग में है

किसने बनाया तारों को
किसने बनाया चिड़ियों को
किसने बनाया मछलियों को
किसने बनाया मुझको, तुझको
ईश्वर जो स्वर्ग में है

GREEN COLOUR SONG

(Tune of Old Mac Donald)

(1) **Green is the colour**
we all know.
GREEN
And the colour of the
grass is green
GREEN
Grasshopper's green and
the parrot is green.
Leaves and peas and
chillies are green
Green is the colour
we all know
GREEN.

(2) **GREEN GREEN**

GREEN GREEN
I know how to spell green
GREEN.
Caterpillars are green
And Grasshoppers too
I know how to spell green.
GREEN

3) एक था जंगल

एक था जंगल रहते थे
उसमें कई जानवर
हाथी, चीता, शेर, गिलहरी
और बहुत से बंदर

बंदर कूदा पेड से - 2
हम भी चलो कूदें
बंदर कूदा हम भी कूदे
हम और बंदर कूदे

एक था जंगल रहते थे.....
हाथी चलता झूम के
हम भी चलो झूमे
हाथी झूमा हम भी झूमें
हम और हाथी झूमें
एक था जंगल.....

**JULY, AUGUST,
SEPTEMBER MONTHS'
PORTION WILL BE FOR
I TERM EXAM.**



OCTOBER - II TERM ENGLISH

Reading :- Page nos. 15, 16, 17

Written :- Tender Brain Small letters.
a to z (Digital Class)
and the activities given in the copy.

Dictation :- Small letters a to z

Writing :- Small letters a to z

Rhymes :- 1) The Dog says

The dog says bow-wow
The cat says meow
The sheep says baa-baa
The little pig says wee-wee
The crow says caw-caw
The hen says cluck-cluck
The cock says cock-a-doodle-doo.

2) I WISH I WERE A LION

I wish I were a lion,
big strong and brave;
I wish I were a cat,
and never be afraid.
I wish I were a dog,
playful and funny.
I wish I were a bee
making my own honey;
But more than cat
Or dog or bee.
I think the best thing
To be is me !

Digital Rhymes

- 1) Ten Little Fingers
- 2) Hot Cross Buns



STORY

Annie The Angel

Once upon a time there was a little girl called Annie. Her mummy and daddy loved her very much. She was good and kind.

One day a poor child came to her house asking for food. Annie's mummy was not at home. Annie gave the little child some sweets and biscuits. The child was very happy and went away smiling.

Moral : It is nice to make other's smile.

GENERAL KNOWLEDGE

Domestic Animals Page 4

To answer the given questions
(Digital Class)

CONVERSATION

Cries of animals (Digital Class)

A dog barks	A cat mews
A lion roars	A cow moos
A hen clucks	A pig grunts
A duck quacks	A horse neighs
A goat bleats	

NUMBER WORK

Written:- Nos. 21 to 30, nos. 1 to 30
What comes after? What comes in between?
Missing nos. (Digital Class)

Oral:- Counting nos. 1 to 40
Reverse nos. 10 to 1

**HINDI****Reading :- क से ज तक** (Digital Class)**Rhymes :-****1) चींटी रानी**

चींटी रानी, चींटी रानी
हरदम चलती रहती हो ?
इधर-उधर भागा करती हो,
कभी नहीं क्या थकती हो ।
मम्मी कहतीं हम बच्चों को,
मेहनत करके पढ़ना है ।
चींटी से शिक्षा लेकर,
आगे बढ़ते रहना है ॥

2) दिवाली

बच्चो चलकर जल्दी आओ,
सब मिलकर अब दीप जलाओ,
घर सजाओ, रंगोली बनाओ,
मित्रो को उपहार दे आओ,
पूजा करके खाओ मिठाई
शुभ दिवाली आज है आई ।

3) बिल्ली और चूहा

एक थी बिल्ली
एक था चूहा
दोनों में हो गई लड़ाई
चूहा रोया बिल्ली रोई
फिर वे बोले देखो भाई
अब हम दोनों दोस्त बनेंगे
आपस में फिर नहीं लड़ेंगे ।

Written :- अं, अ:**COLOURING**

Pg. nos. 9, 16, 18

CRAFT

Pg. 19



Prayer Song : God is so good.....3
He's so good to me
God cares for me.....3
He's so good to me
I'll do His will.....3
He's so good to me.
I'll sing His praise.....3
He's so good to me.....3

Digital Song : Happiness is Something.

Action Songs :

(1) **Telephone To Jesus**

Telephone to Jesus (2)
Telephone to Jesus everyday Hello !
Jesus says I love you (2)
Jesus says I love you everyday Hello !
I want to talk to Jesus (2)
I want to talk to Jesus everyday Hello !

2) **मुर्गी के बच्चे हम**

मुर्गी के बच्चे हम
अंडे के अंदर से
बाहर आएँ हैं
हाँ हाँ.....खुशी से
हम लोगों की मम्मी
को..... क..... को..... क करती
दौड़ के आएँ माँ के पास
हाँ हाँ..... खुशी से



- (1) **YELLOW DAY**
Y-E-L-L-O-W Spells yellow
Y-E-L-L-O-W Spells yellow
Like the early morning sun
When the day has just begun
Y-E-L-L-O-W Spells yellow
Daffodils and Baby ducks
are yellow.
Lemonade and Scrambled eggs
are yellow.
I like the smiley face thats
Yellow
He is such a happy fellow
Y-E-L-L-O-W Spells yellow
- (2) Yellow yellow is the sun
Shining down on everyone
Yellow yellow is the sun
Shine on me so I can
have fun.
- (3) Yellow Balloons, Yellow Balloons
Floating up, floating up !
Never let them touch the ground !
Never let them touch the ground !
Keep them up, keep them up !
- (4) Twinkle Twinkle Yellow star
How I wonder what you are ?
Lets go looking here and there
Lets go looking everywhere
Twinkle Twinkle yellow star
How I wonder where you are ?
- 5) **Meet a Friend**
(Tune of Mulberry bush)
Today I'm going to meet a friend,
Meet a friend, meet a friend,
Today I'm going to meet a friend and
we'll be friends together.
Today I'm going to play with my friend,
Play with my friend, play with my friend,
Today I'm going to play with my friend, and
we'll be friends forever !



NOVEMBER ENGLISH

Reading :- Page nos. 18, 19, 20

Written :- Two letter words (Digital Class)
at, an, am, as, me, we, be, he, is, it, in, if,
go, no, so, to, do, of, on, or, ox, up, us, my, by.

Dictation :- Two letter words

Writing :- Small letters a to z

Rhymes :- 1) Months In the Year

January, February, March,
The cold is harsh.
April, May, June,
Summer will be over soon.
July, August, September,
Rain we love to remember.
October, November, December,
Time to take out coat and furs.

2) Dew Drops

Early in the morning, I love to see,
Dew drops shining on the leaves of the tree.
They dance and play, In the wind they sway,
When I blow at them, they just vanish away.

Digital Rhymes :- 1) Mary Had A Little Lamb
2) Two Little Dicky Birds

Story :- Annie The Angel

GENERAL KNOWLEDGE

Wild animals Page 5
To answer the given Questions
(Digital Class)



CONVERSATION

Days of the week and months of the year - Pg 16
To answer the given questions (Digital Class)

NUMBER WORK

- Written:-** Nos. 1 to 30 (Digital Class)
Write In words 1 - one to 5 - five
Write in figures one - 1 to five - 5
- Oral:-** Counting nos. 1 to 50
Reverse nos. 10 to 1
In words 1 - one to 5 - five

HINDI

Reading:- ट से न तक (Digital Class)

Rhymes :- 1) बंदर मामा 2) भालू

बंदर मामा पहन पजामा
निकले बड़े शान से,
हाथ में डंडा
सिर पर हंडा

गाते गाना तान से
गिर गया हंडा
छूटा डंडा
मामा गिरे धडाम से ।

भालू आया, भालू आया
तुमक तुमक कर नाच दिखाया ।
खेल मदारी दिखा रहा है,
ढम-ढम ढोल बजा रहा है ।

खुश होकर सब देख रहे है,
ठन ठन पैसे फेंक रहे है ।
भर दी है पैसों से थाली,
बजा रहे है बच्चे ताली ।

**3) भीग गई बिल्ली**

मेरी बिल्ली काली पीली
पानी में वो हो गई गीली
थर-थर, थर-थर लगी काँपने
आँछी आँछी लगी छीकने
मैने बोला कुछ तो सीख
बिना रूमाल कभी न छिंक ।

Written :- ए, ऐ

COLOURING:- Pg. nos. 17, 21

CRAFT :- Pg. 20

Prayer Songs :-1) I'm happy today

I'm happy today (2)

Can you guess why I'm happy today ?

God cares for me and my family

That's why I'm happy today.

I'm singing today

I'm dancing today

I'm praising today

2) एक छोटा दिया

एक छोटा दिया प्रभू का

दूर चमकने दो 3

हर जगह, हर समय, रौशनी दो ।

टोकनी के नीचे रख दूँ क्या ?

नहीं चमकने दो 3

हर जगह

क्या मैं इसको फूक दूँ क्या ?

नहीं चमकने दो 3

हर जगह

Action Song :-

Row, Row, Row your boat.

Row, row, row your boat

gently down the stream

Merrily merrily merrily merrily

Life is but a dream.

**ORANGE DAY**

- (1) O-R-A-N-G-E
O-R-A-N-G-E,
O-R-A-N-G-E,
Orange is what that spells !
Jack- O- lanterns are
always Orange,
Carrots are always Orange
Oranges are always Orange.
O-R-A-N-G-E,

(2) **Orange Orange Everywhere**

- Orange Orange (2) Everywhere (2)
Orange Orange Orange (2) Everywhere (2)
See it here and See it there and everywhere (2)
Orange Orange Orange (2) Everywhere (2)
See it in the rising sun (2) Pretty sight (2)
Orange Orange Orange (2) Everywhere (2)
CHORUS
See it in the flowers and fruits (2) pretty sight (2)
Orange Orange (2) Everywhere (2)
CHORUS For Boys
See it in our shirt and Pants (2) Pretty sight (2)
Orange Orange (2) Everywhere (2)
CHORUS For Girls
See it in our frock and skirts (2) pretty
Sight (2) Orange Orange Orange (2) Everywhere (2)

PINK DAY :- Cotton candy

Cotton candy, Pink frocks,
Girl with socks and bows.
P-I-N-K, P-I-N-K that is how it goes.
Rose and Lotus, Bubble gum
these are all pink too.
Pink icing and pink balloons.
We can spell can you ?

Cotton Candy -----
Girls with -----
P-I-N-K -----
Rose and -----
These -----



DECEMBER ENGLISH

English Written - Model Questions.

- 1) Write small letters a to z.
- 2) Recognise the picture and write the letter.
- 3) Match the letter with the picture.
- 4) Recognise the picture and circle the letter.
- 5) Match the capital letters with the small letters.
- 6) Fill in the missing small letters (a to z).
- 7) Write the small letter beside the capital letter.
- 8) Join the two letters and write.
- 9) Fill in the missing two letter word.

Reading :- Page nos. 23, 24, 25

Written:- Small letters a to z (Digital Class)

Fill in the missing two letter word.

at go is up we by

Join the two letters and write.

o + n = on h + e = he

i + t = it a + s = as

Dictation :- Two letter words

Writing:- Small letters a to z.

Rhymes :- 1) **Birds**

Birdie, birdie ! You can fly.

With colourful wings high up into the sky.

“Tweet, tweet is what you say

pecking grains the whole day.

2) **Eating Cherries**

One, Two, Three, Four,

Mary at the door.

Five, Six, Seven, Eight

Eating cherries off a plate

Then comes Nine and Ten,

Mary talks to gentle men.



Digital Rhymes :- 1) Tick Tock
2) Wee Willie Winkie

Story :- Annie The Angel.

GENERAL KNOWLEDGE

Birds- Page 7

To answer the given questions (Digital Class)

CONVERSATION

Revision of Oct. and Nov. Portion

NUMBER WORK

Written :- Reverse nos. 10 to 1, Nos. 1 to 30
Count and write, Count and match.
Count and circle, What comes after?
What comes in between?

Oral :- Counting nos. 1 to 50
Reverse nos. 10 to 1,
In words 1 - one to 5 - five. (Digital Class)

Number Work Written - Model Question

- 1) Write nos. 1 to 30
 - 2) Write reverse nos. 10 to 1
 - 3) Count and write,
 - 4) Count and match.
 - 5) Count and circle the correct no.
 - 6) Write in words 1 - one to 5 - five
 - 7) Write in figures one - 1 to five - 5
 - 8) What comes after ?
 - 9) What comes in between?
-



HINDI

Reading:- स्वर - अ से अः तक
व्यंजन - क से न तक (Digital Class)

Rhymes :-

1) कोयल

आम की डाली, कोयल काली,
बोल रही है, वो मतवाली
मीठे बोल, सुनाकर बोली
बन जाओ बगियाँ के माली

मैं जो बोलू कुहूँ.....कुहूँ.....
तुम भी बोलो कुहूँ.....कुहूँ.....
आओ होड लगा लो जी
मीठी वाणी बोलो जी ।

2) सब मिल नाचे ता-ता थैया

बतख कबूतर तोता आया
सबने मिलकर शोर मचाया
कोयल रानी गाना गाओ
मोर भैया नाच दिखाओ

बगूला बैठा ढोल बजाए
कोयल मीठा गीत सुनाए
तोता मैना और गौरैया
सब मिल नाचे ता-ता थैया

Written :- अं, अः, ए, ऐ

Model Questions :-

- 1) सुलेखन
- 2) चित्रों को पहचानकर अक्षर लिखो
- 3) समान अक्षर को देखकर गोला बनाओ
- 4) जोड़ी बनाओ

COLOURING :- Pgnos. 10, 19

**CRAFT :-** Pg. nos. 17, 21

Prayer Songs :- (1) Jumbo Jesus loves you
Are you happy, He is with you
Karibo into His presence
Why do you worry ?
Hakunama ta.....ta.....
Oh.....
Almighty God

(2) ट्रींग-ट्रींग -ट्रींग साईकिल गाडी ।
पॉम्प-पॉम्प-पॉम्प मोटर गाडी ॥
हे ! ट्रींग मोटर गाडी ॥
हूर SSSSSS आ बैल गाडी ॥
आलेलूया आलेलूया ईश्वर चलाता है जीवन
की गाडी । ईश्वर की गाडी ॥
ट्रींग मोटर गाडी ॥
हूर SSSSSS आ बैल गाडी ॥

Action Songs :

Here comes the big red bus
the big red bus (3)
Here comes the big red bus going to Pallotti School.
The wheels of the bus goes round and round,
Round and round, round and round,
The wheels of the bus goes round and round,
Going to Pallotti School
The horns, of the bus goes pom, pom, pom
The bells in the bus goes ting-a-ling, ting-a-ling
The conductor of the bus says ticket ticket ticket
The children in the bus laugh ha ha ha
The daddies in the bus say sh..... sh.....
The mummies in the bus say ouch my toes
The babies in the bus cry ooh ooh
Here comes

**Digital Songs : Christmas Carols**

- 1) Rudolph the red nosed reindeer.
- 2) Santa Clause is coming to town.
- 3) Jingle Bells, Jingle Bells.

RED DAY

- (1) My Red Balloon (2)
Flies high, so high, so high
I jump up high,
And try to fly
But can't Oh tell me why ?
My red Balloon
My red Balloon
Flies high, so high, so high.

- (2) R-E-D that spells RED (2)
Cherries and apples (2)
Are all so red. (2)
R-E-D that spells (2)
Tomatoes and plums (2)
Are all so red (2)
R-E-D that spells red (2)
Roses and shoe flowers (2)
Are all so red (2)

OCTOBER, NOVEMBER, DECEMBER MONTHS

PORTION WILL BE FOR II TERM EXAM



JANUARY
III TERM
ENGLISH

Reading :- Page nos. 28 to 40

Written :- Three letter words. (Digital Class).

To write words with the sound of 'a' 'e' 'i'

cat	pan	den	pin
rat	van	men	tin
hat	cap	leg	bin
mat	tap	peg	fig
bat	map	net	bib
fat	bag	egg	lid
can	hen	key	nib
fan	pen	bed	kid
man	ten		pig

Dictation :- Three letter words.

Writing :- Aa to Zz

Rhymes :- 1) **TWO KITES**

Two kites red and white
In the sky so blue
Two kites red and white
On and on they flew
The golden sun, watched the fun.
Clouds watched it too.
Boys clapped and birds flapped
The breeze blew and blew.

2) **GOOD MANNERS**

Manners are such lovely things,
It's really fun to say;
"Sorry" "Please" and "Thank you"
In such a nice way!

"Thank you so much Mummy"
"Daddy" please sing it loud"?
These are the little Magic words,
That make my Parents proud



3) Tooth Brush

I have a toothbrush,
neat and gay,
to brush my teeth
with everyday.
I brush them each morning
I brush them each night,
Till all are shining
Clean and bright.

Digital Rhymes :

- 1) Pussy Cat
- 2) One two ...
I caught a fish.

4) THE POSTMAN

Here comes the postman
With a sack on his back
He's coming up the path
With a rat-a-tat-tat
I wonder what he's brought us
Quick lets see.
A letter for daddy
Oh and one for me.

5) GAS BALLOONS

I bought a white balloon,
And an orange one
The first looked like the moon,
The second, like the sun,
Holding one on the left
And one on the right,
I liked watching them
Going up in flight.
Then I pulled them back,
With a tug at the strings,
Or they would have flown away,
As if they had wings.

Story :-

Obedience

One day mother rabbit had to go to the market, so she told the baby rabbit, "you must stay at home and not go out till I come back". Bunny was a naughty rabbit. As soon as his mother went out, he too decided to go out and have fun playing outside.

A big hungry snake was waiting for him, just as the snake was about to pounce on Bunny, aunt mongoose leapt on the snake. The snake got very scared and wriggled away as fast as it could and Bunny was saved.

Moral : We must always obey our parents and elders.



GENERAL KNOWLEDGE

Opposites - Page 25 (Digital Class)

CLEAN HABITS

- a) I must brush my teeth everyday.
- b) I must have a bath everyday.
- c) I must wear clean clothes.
- d) I must keep my nails short and clean.
- e) I must wash my hands before and after eating.

CONVERSATION

Community Helpers - Page 13
To answer the given questions (Digital Class)

NUMBER WORK

Written :- Nos.31 to 50 (Digital Class)
Shapes - Draw a Circle, Square,
Triangle, Rectangle, Match the Shapes

Oral :- Counting nos. 1 to 80
Reverse nos. 20 to 11
In words 6 - six to 10 - ten

HINDI

Reading :- प से व तक (Digital Class)



Rhymes:-

नया साल

नया साल जब-जब है आता,
खुशियो से है मन भर जाता,
ढेरो काम है हमको करने,
चलते रहना, आगे बढना,
एक जनवरी दिन है निराला,
चल जल्दी कुछ कर ले लाला ।

अखबार

लेकर खबरों का भंडार,
रोज सुबह आता अखबार ।
तरह-तरह की खबरे लाता,
हम सबका है ज्ञान बढ़ाता ।
घर-भर में हलचल मच जाये,
दादा, पापा दौड़े आयें
उबल जाये गैस पर चाय,
मम्मी भी जब दौड़कार आयें ।

कंप्यूटर

जादू का एक अजब पिटारा,
पापा घर में लाए ।
कंप्यूटर का गजब तमाशा,
सब का मन बहलाए ।
इंटरनेट संसार की सैर कराए,
बिछुड़ों को भी खूब मिलाए ।
जो चाहे वह काम करे,
थकने का कभी नाम न ले ।

पतंग

आओ चलो पतंग उड़ाएँ ।
अम्बर में इनको लहराएँ ॥
चुन्नू मुन्नू मेरे भाई ।
तुमने खूब पतंग लड़ाई ॥
कैसा खूब जमा है रंग ।
हमने लूटी तीन पतंग ॥

पोस्टमैन

पोस्टमैन आया है,
हम सबकी चिट्ठी लाया है ।
मोटा चश्मा सिर पर टोपी,
पहचान इसी से उसकी होती ।
कंधे पर है झोला भारी,
चिट्ठियाँ इसमें ढेर सारी ।
पापा मम्मी जल्दी आओ,
पोस्टमैन को चाय पिलाओ ।
दादू का खत आया है,
हमको गाँव बुलाया है ।
पापा हम सब जाएँगे,
मिलकर मौज उड़ाएँगे ।



Written: इ, ई

COLOURING : Pg. nos. 4, 22, 23, 24

CRAFT : Pg. nos. 9, 15

Prayer Song : Every single cell

Every single cell in the body is happy
Every single cell in the body is good
I thank you God, I feel so good that
every single cell in my body is good.
na na na na nana nana

Digital Song : Peace like a river

Action Songs : 1) CLAP CLAP YOUR HANDS.

Clap clap clap your hands,
Clap them merrily
The more you clap.
The more you laugh
Happier you will be.
Sing, sing, sing a song,
Sing it happily
The more you sing
The more you dance
Dashing you will be
Work, work, work so hard.
Try to reach your goal.
The more you struggle,
The more you work
You will please your soul.



2) Peace Like A River

I've got Peace like a River

I've got peace like a river }
I've got peace like a river } 2
I've got peace like a river }
in my soul.....

I've got love like an ocean }
I've got love like an ocean } 2
I've got love like an ocean }
in my soul.....

I've got joy like a fountain }
I've got joy like a fountain } 2
I've got joy like a fountain }
in my soul.....

I've got peace, love and joy like a river }
I've got peace, love and joy like a river } 2
I've got peace, love and joy like a river }
in my soul.....



3) Making melody

Making melody in my heart (3)
To the king of kings
Thumbs in
Making melody in my heart.....
Thumbs in, Elbows out
Making melody
Thumbs in, Elbows out, Knees bend
Making melody
Thumbs in, Elbows out, Knees bend,
Feet apart
Making melody
Thumbs in, Elbows out, Knees bend,
feet apart, turn around
Making melody
Thumbs in, Elbows out, Knees bend,
feet apart, turn around, tongues out
Making melody

- 4) You put your right hand in,
You put your right hand out,
You put your right hand in,
And shake it all about
Do the Boogy, Woogy (2)
Lets all Praise the Lord.
You put your left hand, right leg, left leg,
Whole self
-

**FEBRUARY**
ENGLISH**English Written - Model Questions.**

- 1) See the picture and write the word.
- 2) See the picture and complete the word.
- 3) Match the word with the picture.
- 4) See the picture and circle the correct word.
- 5) Circle the word as given in the margin.
- 6) One and Many.
- 7) Write Aa - Zz
- 8) Fill in the missing letters Aa - Zz.
- 9) Match the opposites with the pictures.

Reading :- Page nos. 41 to 48, 52, 53

Written :- To write words with the sound of 'o' & 'u'
(Digital Class).

pot	cot	hot	dot
log	dog	box	fox
boy	toy	mop	top
bun	gun	sun	bug
mug	jug	hut	nut
cup	pup	tub	bus

Dictation :- Three letter words

Writing :- Sentences and Paragraph

Rhymes :- 1) Five little soldiers

Five little soldiers
Standing in a row,
Three stood straight
And two stood so.
Along came the captain
And what do you think?
They all stood straight
As quick as a wink.



2) FINGER RHYME

Put a finger on your cheek
Then put it on your nose,
Turn your fingers round and round.
And point them to your toes.
Make them do a little dance.
Make them climb a hill.
Give them a clap for being good.
And put them where they are still.

3) MY BALL

Thumpety, jumpety
Bumpety ball.
Rollicky, frolicky
Where do you fall?
Jolly and round,
Yellow and blue
No one can roll
Faster than you.

4) SIGNALS

Stop says the red light
Go says the green
Change says the amber one
Blinking in between.
That's what they say,
And that's what they mean,
All must obey them,
Even the queen.

5) JAGGI, THE JOKER

Jaggi, the joker,
Is a jolly, old fellow,
Likes jam and jelly,
And any thing yellow.
Jumping and jiving
In a suit of yellow.
Jaggi the joker,
Is a jolly old fellow.

Digital Rhymes :-

- 1) Pat a Cake
- 2) I'm a little teapot



Story :- Obedience

GENERAL KNOWLEDGE

Young Ones - Page 3 and Vehicles - Page 11

To answer the given questions (Digital Class)

CONVERSATION

Parts of the body - Pg. 17

At the park Pg. 21

To answer the given questions (Digital Class)

NUMBER WORK

Written:- Nos.1 to 50
And the activities given in the Maths copy.
Write in words 6 - six to 10 - ten
Write in figures six - 6 to ten - 10
Reverse nos. 20 to 11, 20 to 1

Oral:- **Counting** nos. 1 to 100.
Reverse nos. 20 to 1
In words 1 - one to 10 - ten
Recognition of Shapes - Circle, Square,
Triangle, Rectangle, (Digital Class)

**Number Work Written - Model Question**

- 1) Write nos. 1 to 50
- 2) Write reverse nos. 20 to 1,
- 3) Write in words 1 - one to 10 - ten.
- 4) Write in figures one - 1 to ten - 10.
- 5) Match the shapes.
- 6) What comes after?
- 7) What comes in between?
- 8) Count and write,
- 9) Count and circle the correct no.
- 10) Count and match.

HINDI

Reading :- श से ज्ञ तक and (Digital Class)
अ से अः, क से ज्ञ तक

Rhymes :- 1) सड़क

सड़क बनी है लम्बी-चौड़ी,
उस पर जाती मोटर दौड़ी ।
सब बच्चे पटरी पर आओ,
बीच सड़क पर कभी ना जाओ ।
जाओगे तो दब जाओगे,
चोट लगेगी पछताओगे ।

2) होली

रंगों का त्योहार यह प्यारा,
होली पर्व बहुत ही न्यारा ।
घर-घर बनती खूब मिठाई,
गुड़िया के संग दूध-मलाई ।
लाल, हरे और नीले-पीले,
चले रंग सब सूखे-गीले ।
बच्चे चलें बनाकर टोली,
पिचकारी से खेलें होली ।

3) सूरज दादा

सूरज दादा हमें बताओ
रौज कहा से आते हो ?
किरणों वाला जाल सुनेहरा
आते ही बिखराते हो ।
सूरज बोला - बड़ा सफर है
दूर गगन में मेरा घर है
रौज सवेरे उठकर आता
धरती पर उजियारा लाता ।
फेले मखमल सी हरियाली
हर घर आंगन में खुशहाली
अच्छा जरा बजाओं ताली
ताली तड-तड बजने वाली ।



4) टी वी ने चिपकाया

टी वी, टी वी, टी वी,
किसने इसे बनाया ?
इसने हम बच्चों को,
कुरसी पर चिपकाया ।

उलटे-सीधे गाने नाटक,
हमें दिखाता रहता ।
यही रहो तुम बैठें,
हम बच्चों को कहता ।

इसे छोड़ आओ हम खेले,
घर में नहीं है रहना ।
हमें बेकार बना देगा
न मानो इसका कहना ।

Written :- ऋ, अ से अ: तक लिखो

Model Questions

- 1) अ से अ: तक लिखो
- 2) चित्रों को पहचानकर अक्षर लिखो अ से अ:
- 3) जोड़ी बनाओ अ से अ: तक,
- 4) चित्रों को देखकर सही अक्षर पर गोला बनाओ अ से अ:
- 5) समान अक्षर को देखकर जोड़ी बनाओ

**Prayer Song : Be Careful**

Be Careful little eyes what you see
Be Careful little eyes what you see
There's a Father up above
Looking down with tender love
So be Careful little eyes what you see.
Be Careful little ears what you hear
Be Careful little hands what you do
Be Careful little legs what you go
Be Careful little mind what you think
Be Careful little lips what you say
Be Careful little heart what you trust.

Action Songs :**(1) Hands on my side**

Hands on my side, what is this here
This is my head boiler mummy my dear
Head boiler, head boiler
dinki dinki dinki do
This is what I learnt when
I went to school.

Eye blinker
Nose blower
Loud speaker
Chest beater
bread basket
Knee bender

(2) Where is thumbkin

Where is thumbkin ? (2)
Here I am (2)
How are you this morning (2)
Very well and thank you (2)
Run away (2)
Where is pointer
Where is tallman
Where is ringman
Where is pinky
Where are all men
Here we are (2)
How are you this morning (2)
Very well and thank you
Run away (2)



(3) **Oh Dear ! what....**

Oh Dear ! what can the matter be ? (3)
Johny's so long at the fair
He promised to buy me a bunch
of blue ribbons (3)
To tie up my bonny brown hair.

MARCH

Revision for Finals

N.B. The I & II Term Portion is Included
for final examination.

(Written)



St. Vincent Pallotti School
Proposed Dates for KG - I
2020 - 21

MONTH	DATE	EVENTS
June	24 th	School re-opens
July	4 th	First Parent Teacher Association Meet
	18 th	Classwise Parent Teacher Meet
	29 th	Rainbow day (Monsoon Celebration)
August	21 th	Patriotism day
September	3 rd	Talent Hunt Competition and Teachers Day
		Celebration(KG-I)
	12 th	Fancy dress Competition for class KG-I A , B & C
		Group singing Competition for Class KG-I D, E & F
	19 th	Fancy dress Competition for class KG-I D, E & F
		Group singing Competition for Class KG-I A , B & C
	25 th	Earth day (Green colour day)
	26 th	Parent Teacher Interaction
28 th	First Term Assessment begins	
October	27 th	Friendship Day [Yellow Colour]
	31 st	Result of First Assessment to be signed by Parents
November	7 th	Hindi Recitation Competition
	12 th	Orange colour day and Diwali Celebration.
	13 th to 22 nd	Diwali Vacation
	23 rd	School re-opens Children's day Celebration &
		(Pink colour day)



St. Vincent Pallotti School
Proposed Dates for KG - I
2020 - 21

MONTH	DATE	EVENTS
December	12 th	Annual Concert
	14 th	Holiday
	15 th	Second Term Assessment begins
	22 nd	Christmas Celebration & (Red colour day).
	23 rd to 3 rd Jan	Christmas Vacation
January	4 th	School re-opens
	13 th	Class Picnic
	21 st	Patron's day Celebration & Colouring Competition
	30 th	English Recitation Competition
February	6 th	Mothers day
	13 th	School Fete
	20 th	Story telling Competition
	27 th	Art & Craft Exhibition and Second Term Assessment Results to be signed by the Parents.
March	17 th	Handwriting Competition for class KG-I A, B & C
	18 th	Handwriting Competition for class KG-I D, E & F
	30 th	Final Term Assessment begins
April	17 th	Paper showing day
	24 th	Final result signing day



**St. Vincent Pallotti School
(2020 - 2021)
HOLIDAY LIST**

Sr.No.	OCCASION	DATE	DAY
01.	Bakri – Id (Id – ul – Zuha)	31/07/2020	Friday
02.	Rakshabandhan (Id -ul-Zuha)	03/08/2020	Monday
03.	Janmashtami	11/08/2020	Tuesday
04.	Independence Day	15/08/2020	Saturday
05.	Pateti (Parsi New Year)	17/08/2020	Monday
06.	Ganesh Chaturthi	22/08/2020	Saturday
07.	Gauri Pujan	26/08/2020	Wednesday
08.	Muharram	29/08/2020	Saturday
09.	Ananth Chaturthi	01/09/2020	Tuesday
10.	Pitrumoksha Amavasya	17/09/2020	Thursday
11.	Gandhi Jayanti	02/10/2020	Friday
12.	Dhammchakra Pravantan Din	14/10/2020	Wednesday
13.	Durgashtami	24/10/2020	Friday
14.	Dussehra	25/10/2020	Sunday
15.	Milad-Un-Nabi/Id-e- Milad	29/10/2020	Thursday
16.	Diwali / Laxmi Puja	14/11/2020	Saturday
17.	Gurunanak Jayanti	30/11/2020	Monday
18.	Christmas	25/12/2020	Friday
19.	New Year	01/01/2021	Friday
20.	Makar Sankranti	14/01/2021	Thursday
21.	Patron's Day	22/01/2021	Friday
22.	Republic Day	26/01/2021	Tuesday
23.	Shivaji Jayanti	19/02/2021	Friday
24.	Mahashivratri	11/03/2021	Thursday
25.	Holi	29/03/2021	Monday
26.	Good Friday	02/04/2021	Friday
27.	Gudi Padwa	13/04/2021	Tuesday
28.	Dr. Ambedkar Jayanti	14/04/2021	Wednesday
29.	Ram Navmi	21/04/2021	Wednesday
30.	Mahavir Jayanti	25/04/2021	Sunday



**St. Vincent Pallotti School
Monthly Eating Activities**

July	Fruit Salad
August	Tri Colour dishes / food
September	Green Vegetable, Chapati, Green Salad
October	Dhokla
November	Pastry and Biscuits
December	Chips and Cookies
January	Pav Bhaji
February	Idli / Dosa
March	Veg. Biryani



SYLLABUS FOR K.G.-II

(2020 - 2021)

I TERM

JULY - COLOUR SPLASH

Prayer Song :-

All things bright and beautiful

All things bright and beautiful
All creatures great and small
All things wise and wonderful
The Good God made them all

Each little flower that open
Each little bird that sings
He made their glowing colours
He made their tiny wings.



Action Song

(1) Singing in the Rain

Singing in rain - (2)
What a wonderful feeling
With Thumbs up.....
Chik Chak - (2) cha chaa cha } -(2)
Now Sway.....
Singing in rain - chorus

(1) With Thumbs up, shoulders back
Chik chak -(2) cha chaa cha } -(2)
Now Sway.....
Singing in rain - chorus

(2) With Thumbs up, shoulders back,
Knees together
Chik chak -(2) cha chaa cha } -(2)
Now Sway.....

(3) With Thumbs up, shoulders back,
Knees together, bumps out,
Chik chak -(2) cha chaa cha } -(2)
Now Sway, keep swaying.
Singing in rain - chorus

(4) With Thumbs up, shoulders back,
Knees together, bumps out, eyes closed,
tongues out.....

chorus -

**2) If you are wearing**

If you are wearing red, shake your head
If you are wearing red, shake your head
If you are wearing red, then please shake your head
If you are wearing red, shake your head

If you are wearing blue, touch your shoe
If you are wearing blue, touch your shoe
If you are wearing blue, then please touch your shoe
If you are wearing blue, touch your shoe

If you are wearing yellow, shake like Jello
If you are wearing yellow, shake like Jello
If you are wearing yellow, then please shake like Jello
If you are wearing yellow, shake like Jello

If you are wearing black, pat your back
If you are wearing black, pat your back
If you are wearing black, then please pat your back
If you are wearing black, pat your back

If you are wearing brown, turn around
If you are wearing brown, turn around
If you are wearing brown, then please turn around
If you are wearing brown, turn around

DIGITAL RHYMES : 1. Its Raining, its pouring
2. Rainbow Dance

Rhymes : 1) June Comes

June comes and back to school,
Go all the boys and girls,
With paper, pencil, and pretty books
And singing like merry birds.

It's fun to read,
It's fun to write,
It's fun to count,
And draw and spell.

We learn to sing,
We learn to act,
We learn to dance
And play and pray.



2) A Rainbow

(Sing to " My Bonnie lies over the ocean)
A rainbow is formed by the sunlight
Shining through rain drops so small.
The rain bends the light From the Sunshine
And Colours the sky for us all Red, Orange,
Yellow, Green, Blue, In-di-go Violet is what
We see Rainbow Colours
Are made with light bending you see!

WRITING :- Small cursive alphabets a to z

- ENGLISH TEXT** :- (1) Write capital alphabets A to Z
(2) Write small alphabets a to z
(3) Write capital & Small alphabets
A a to Z z
(4) Two Letter Words
(5) Three Letter Words
(6) Name the vowels
(7) Circle the vowels

READING :- Phonic Reading of alphabets two
and three letter words



CONVERSATION

1. Uses of water

Water is very useful to us.

Water is used for drinking, cooking, bathing & washing.

We cannot live without water.

Water is God's gift to us.

2. Seasons

Q.1 Name the three main seasons?

Ans. The three main seasons are
summer, winter and monsoon.

Q.2 What is the weather like in summer?

Ans. In summer the weather is very hot.

Q.3 What do you enjoy most in summer?

Ans. In summer we enjoy eating icecream and cold drinks.

Q.4 What clothes do you wear in winter season?

Ans. We wear woollen clothes in winter season.

Q.5 Which clouds bring us rain?

Ans. Dark clouds bring us rain.

Q.6 Name the things we use in the rainy season?

Ans. We use umbrellas, raincoats and gumboots in the
rainy season.

Q.7 What is a rainbow?

Ans. A rainbow is an arc of colours.

Q.8 When do we see a rainbow?

Ans. We see a rainbow in the monsoon season.



GENERAL KNOWLEDGE

COLOURS (WRITTEN)

Q.1 Name the 7 colours of the Rainbow.

Ans. Red, Orange, Yellow, Green, Blue, Purple, Pink.

Q.2 Draw and colour a rainbow.

G.K. (ORALS)

Q.1 What is the colour of the sky?

Ans. The sky is Blue.

Q.2 What is the colour of the Caterpillar ?

Ans. The caterpillar is Green.

Q.3 What is the colour of the school shoes?

Ans. My school shoes are Black.

Q.4 What is the colour of a postbox?

Ans. The postbox is Red.

Q.5 What is the colour of a chocolate?

Ans. Chocolate is Brown.

STORY

The Foolish Rabbit

Once a Rabbit fell asleep under a coconut tree, suddenly, a coconut fell on the rabbit's head. It thought that the sky was falling and started running as fast as it could. On its way, another rabbit asked him, "Why are you so scared ? " The sky is falling!" shouted the rabbit. He told all the other animals too, that the sky was falling, The news spread fear in the jungle. The lion asked the animals, "Why are you all running." The animals told him about the falling sky.

The lion found out that it was just a coconut, and the rabbit was indeed foolish. He called the rabbit and scolded him badly.

MORAL : Be careful who you trust, or you could be fooled.


**HINDI Rhyme :- मैं बादल बन जाऊँ**

कितना ही अच्छा हो
यदि मैं बादल बन जाऊँ ।
नीले-नीले आसमान में
झधर-उधर मँडराऊँ ।
जब भी देखूँ सूखी धरती
झट पिघल मैं जाऊँ ।
गरमी से तंग लोगो को
ठण्डक मैं पहुँचाऊँ ।
खुशी-खुशी से गड़ गड़ करके
छम-छम बूँदें लाऊँ ।
इसी लिए तो कहता हूँ
मैं बादल बन जाऊँ ।

Reading :- Pg nos - 2, 3, 4

No. Work :- (1 - Term)
1 - 20 Nos, 1 - 20 No. names,
20 - 1 Reverse nos. Count & write

COMPUTER :- A - E Read and Recognize pictures.



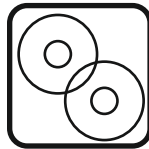
Abacus



Bits



Computer



Disk



E-mail



AUGUST : PATRIOTISM DAY

Prayer Song : Every morning

Every morning when the day's begun,
I thank the Lord for all He has done
Every evening I kneel to say :
Thank You, Lord for another day.

Thank You for the sun, my Lord,
Thank You for the moon,
Thank You for the days and nights,
Mornings and afternoons.

Action Song: 1. We shall overcome

We shall overcome:
We shall overcome (3) someday
O deep in my heart
I do believe
We shall overcome someday

2. We shall live in peace

3. We shall walk hand in hand

हम होंगे कामयाब

हम होंगे कामयाब, एक दिन
होगी शान्ति चारो ओर - (2)
होगी शान्ति चारो ओर एक दिन, ओ मन में
हम चलेंगे साथ-साथ, डाले हाथों में हाथ
हम चलेंगे साथ-साथ एक दिन,
ओ मन में है विश्वास, पूरा है विश्वास
हम चलेंगे साथ-साथ एक दिन



2. I have Decided.....

I have decided to follow India (3)
No turning back - 2
The world behind me,
India before me (3)

No turning back - 2

DIGITAL RHYMES

1. Wee Willie Winkie
2. Goosey Goosey Gander

Rhyme:- I Love My India











INDIA INDIA,
My Motherland
My beautiful land
A land of Love
A land of peace
A land where we are happy and free
Where Himalaya is the crown
And river Ganga flows down
The lush green fields
And we pray for peace
Which our soldiers yield.

WRITING :- Small cursive alphabets a - z

READING :- Pg nos. - 2 to 10



ENGLISH TEXT

Q.1	Name the Picture	Rhyming words
	→ mug (1)	nut - hut
	→ tub (2)	sun - bun
	→ cap (3)	mug - rug
	→ bag (4)	toy - boy
	→ pen (5)	box - fox
	→ log (6)	top - hop
	→ cat (7)	pot - cot
	→ jam (8)	dam - jam
	→ egg (9)	hat - cat
	→ net (10)	net - pet

CONVERSATION

OUR NATIONAL FLAG

Tricolour (Tiranga) is our national flag.

It has three colours orange, white & green.

The 'Ashoka Chakra' is in the center of the flag.

It is hoisted on National Days.

We must respect our National Flag.



GENERAL KNOWLEDGE

OUR NATIONALS

(WRITTEN)

Name Them :-

- | | | | |
|-----|-----------------|---|-----------------|
| (1) | National Bird | - | PEACOCK |
| (2) | National Animal | - | TIGER |
| (3) | National Flower | - | LOTUS |
| (4) | National Tree | - | BANYAN |
| (5) | National Fruit | - | MANGO |
| (6) | National Song | - | 'VANDE MATARAM' |

(Q) Draw and Colour our National Flag ?

(Q) Paste pictures of OUR NATIONALS ?

(G. K. ORALS)

- Q.1 Name the colour of our national flag?
Ans. The colours of our National flag are orange, white and green.
- Q.2 Who is the Prime Minister of India?
Ans. Mr. Narendra Modi.
- Q.3 Who is the President of India?
Ans. Mr. Ram Nath Kovind.
- Q.4 Which is the capital of India?
Ans. New Delhi is the capital of India.
- Q.5 Which is the capital of Maharashtra?
Ans. Mumbai is the capital of Maharashtra.
- Q.6 How many states are there in India?
Ans. There are 29 states in India.
- Q.7 Who is called the Father of the nation?
Ans. Mahatma Gandhi.
-

**Story :- The foolish Rabbit****Hindi Rhyme :- देश महान**

देश हमारा सबसे प्यारा,
हम सबका है राज दुलारा ।
मेरा भारत देश महान
इसका झण्डा इसकी शान ।
हम सब इसके नन्हें मुन्ने,
इसे कभी न झुकने देंगे,
इसकी रक्षा के हित में,
तन मन की कुर्बानी देंगे ।
मेहनत कर के खूब पढ़ेंगे,
रोशन इसका नाम करेंगे ।

Reading :- 5 to 8

No. Work :- 21 - 50 nos. 11 - 20 No. names
50 - 21 Reverse nos. After nos.

COMPUTER :- F - J



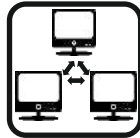
Face book



Google



Hardware



Internet



Joystick



SEPTEMBER :

GREEN PLANET DAY

PRAYER SONG :

1) The Butterfly Song :

If I were a butterfly,
I'd thank you, Lord, for giving me wings.
And if I were a robin in a tree,
I'd thank you, Lord, that I could sing.
And if I were a fish in the sea,
I'd wiggle my tail, and I'd giggle with glee,
But I'd just thank you, Father, for making me Me!

'Cause you gave me a heart,
And you gave me a smile
You gave me Jesus,
And you made me your child.
And I just thank you, Father, for making me Me!

If I were an elephant,
I'd thank you, Lord, by raising my trunk.
And if I were a kangaroo,
I'd just hop right up to you.
And if I were an octopus,
I'd thank you, Lord, for my good looks.
But I'd thank you, Father, for making me Me!

'Cause you gave me a heart,
And you gave me a smile
You gave me Jesus,
And you made me your child.
And I just thank you,...



(2) **There's a colour we all know**

Tune :- "OLD MAC DONALD HAD A FARM".
There's a colour we all know,
G-R-E-E-N
It's the colour that means "Go!"
G-R-E-E-N
Oh, Grass is green and lettuce is green.
There's a colour we all know,
G-R-E-E-N

DIGITAL RHYMES

1. Green Grass
2. Sing a song

Rhyme:-

1. **Say No to Junk Food**

Burgers, Noodles, toffees and chips,
We eat them and smack our lips.

Colas, candies and french fries
Don't eat them too often, I would advice.

If you eat, more and more. Kids you see,
The more you eat, worst it would be.

Junk food makes us lazy and fat.
It's unhealthy, always remember that



2. The Little Plant

In the heart of a seed,
Buried deep, Oh! so deep.
A dear little plant.
Lay fast asleep.

Wake wake said the Sunshine
And creep to the light
wake, said the voice
of the raindrops bright

The Little plant heard
And it rose to see
Just how wonderful,
The world might be.

English Writing :- Small cursive alphabets a to z
English Reading :- Pg. no 11 to 20
English Text :- My self (Question and Answers)

Q.1. What is your name?

Ans. My name is

Q.2. How old are you?

Ans. I am five years old.

Q.3. Where do you live?

Ans. I live in Nagpur.

2. Fill in the blanks with correct vowels.



c__t



j__g



h__t



b__y



s__n

**Dictation Words:-**

mug	tub	cap	pen
log	jam	pot	hat
bun	fox	pet	hut

CONVERSATION**Plant Life**

Plant grows from a seed

Plants need air, water, and sunlight to grow.

We get oxygen, fruits, vegetables and medicines from plants.

Big plants are called Trees.

GENERAL KNOWLEDGE**Vegetables (Written)**

Name them:-

1. Rabbit's favourite vegetable - **Carrot**
2. Name a bitter vegetable - **Bitter gourd**
3. Vegetable which look like a flower - **Cauliflower**
4. Which is your favourite vegetable?
5. Draw and colour a Brinjal.

Story: The Foolish Rabbit

**G.K. Orals : Vegetables**

Q.1. Name some leafy vegetables.

Ans. Spinach, Fenugreek etc.

Q.2. Name the vegetables used for salad.

Ans. Cucumber, Radish, Tomato.

Q.3. Name the king of the vegetables.

Ans. Brinjal is the king of vegetables.

Hindi Ryhme:-**जंगल की सुबह**

निकला सूरज हुआ सवेरा,
सबने छोड़ा अपना डेरा ।
चिड़िया चीं-चीं लगी चहकने,
निकल पड़ी वो दाना चुगने ।

एक पेड़ से कूदा बंदर,
हाथ में था एक बड़ा चुकंदर ।
बंदरिया ने शोर मचाया,
बच्चा छाती से चिपकाया ।

गुफा से निकले राजा शेर,
सोचा किसको करू मैं ढेर ।
हाथी दादा सूँड हिलाते,
मसती में सैर को जाते ।

**Hindi Rhyme:-****(2) गुस्से वाला बंदर**

बैठा था एक डाल पर बंदर,
भीग रहा पानी के अंदर ।
थर-थर थर-थर काँप रहा था,
कहाँ छिपूँ यह झाँक रहा था ।
चिड़िया बोली बंदर मामा ।
कहा नहीं क्यूँ तुमने माना ।
बना नहीं घर भीग रहे हो ।
आँछी - आँछी छीक रहे हो
सुन मामा को गुस्सा आया,
चिड़िया का घर तोड़ गिराया ।
चूँ-चूँ, चूँ-चूँ चिड़िया रोई,
गीली डाल पर वो भी सोई ।

Reading :- 2 - 8

No. Work:- Nos. 1 - 50 R. Nos. 50 - 1
No. Names 21 - 50, Count in 2's upto 20.
Table of 2,

Revision of all Model Questions

**COMPUTER :- K - P**

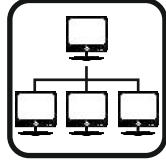
Keyboard




Laptop



Mouse



Network



Orkut



Printer

Hindi I Term Model questions**प्र 1. समान अक्षर जोडो**

इ
ओ
ए
आ
ऋ
ऊ
अः
अ
ई
अं


ए
इ
ऋ
ओ
ऊ
आ
अं
ई
अः
अ



प्र 2. चित्र को अक्षर से जोड़ो।



ऐ




अं



ओ



आ



ई



अ




प्र 3. चित्र को अक्षर से जोड़ो ।



क



ऐ



घ



ख



थ



त

प्र 4. चित्र देखकर अक्षर लिखो ।




—



—




—



—



—



—

प्र 5. खाली स्थान भरो ।

क	_____	_____	घ	_____
_____	ठ	ड	_____	ण
त	_____	द	_____	_____
प	_____	ब	_____	म
_____	र	_____	_____	श

**II Term****OCTOBER : Friendship Day / Yellow****Prayer Song :**

Give, give, give to others when you can,
Give, give, give whatever's in Your hand,
Give, give, give to your enemies too
And God will give to you, Yes, He will

Action Song :- 1) Roll over the Ocean

It's me, it's me, it's me who builds community. ---(4)
Roll over the ocean, Roll over the sea
Roll over the ocean, in the deep blue sea.
Roll over the ocean, Roll over the sea
Go and do your part to build community.

It's you, it's you, it's you who builds community. ---(4)
Roll over the ocean, Roll over the sea
Roll over the ocean, in the deep blue sea.
Roll over the ocean, Roll over the sea
Go and do your part to build community.

It's we, it's we, it's we who builds community. ---(4)
Roll over the ocean, Roll over the sea
Roll over the ocean, in the deep blue sea.
Roll over the ocean, Roll over the sea
Go and do your part to build community.

It's us, it's us, it's us who builds community. ---(4)
Roll over the ocean, Roll over the sea
Roll over the ocean, in the deep blue sea.
Roll over the ocean, Roll over the sea
Go and do your part to build community.

**2) :- O-R-A-N-G-E**

O-R-A-N-G-E,
O-R-A-N-G-E,
O-R-A-N-G-E,
Orange is what that spells!
Jack - O -lanterns are
always Orange,
Carrots are always Orange
Oranges are always Orange.
O-R-A-N-G-E.

3). Yellow Colour Day Song

Y-E-L-L-O-W Spells yellow
(tune of if you're happy and you know it)
Y-E-L-L-O-W Spells yellow
Y-E-L-L-O-W Spells yellow
Like the early morning sun
When the day has just begun
Y-E-L-L-O-W Spells yellow
Daffodils and Baby ducks are yellow.
Lemonade and Scrambled eggs are yellow.
I like the smiley face thats Yellow
He is such a happy fellow
Y-E-L-L-O-W Spells yellow

DIGITAL RHYMES : 1. Oranges and Lemon**Rhyme :- 1. Diwali ! Diwali !**

Diwali ! Diwali !
A time to be happy !
Light diyas, And crackers loud
Is that what Diwali, really is about?
Oh! No! No! No! Don't you know?
Fighting the bad with good,
Helping the weak and poor !
That is what Diwali is about
Let's be happy, sing and shout !
Happy Diwali ! Happy Diwali !

2.Fruit Salad

Fruit Salad is a wonderful treat
Fruit is sweet and fun to eat
Apples are crunchy, red and round
They fall from tree just look around
Bananas are yellow soft and long
Eat a bunch you can't go wrong
Pears are yellow, green or brown
Pick them off the trees in town
Fruit Salad is great in any weather
Make a bowl to eat together



Writing :- Capitals cursive A-Z.

Reading :- II Term Pg no 21 to 31

English Text :- 1). Gender

He	-	She
Boy	-	Girl
Bull	-	Cow
Father-		Mother
Lion	-	Lioness
King	-	Queen

2). **Fill in the blanks with This / That**



This is a cup.

That is a tree.



This is a book.

That is a door.



This is a bus.

That is a boy.



**CONVERSATION : Diwali**

Diwali is the festival of lights.
It marks the victory of good over evil.
Houses are cleaned and decorated.
Children wear new clothes and enjoy bursting crackers.

GENERAL KNOWLEDGE
Fruits (WRITTEN)**Fill in the blanks:**

- (1) Mango is the king of fruits.
- (2) Jelly and Jam are made from fruits.
- (3) Nagpur is famous for oranges.
- (4) An apple a day keeps the doctor away.
- (5) is my favourite fruit.

- Q. Paste pictures of five fruits.
Q. Draw and colour a Mango.

G.K. Oral:- Fruits

Q.1. Name 5 fruits.

Ans- Mango, banana, orange, apple, guava.

Q.2. Which fruits are peeled before eating?

Ans- Orange and bananas are peeled before eating.

Q.3. Name the fruit having single seed.

Ans- Mango, jamun, cherries have single seed.

Q.4. Name the fruit having many seeds.

Ans- Watermelon, papaya & custard apple.



STORY

The Clever Cap Seller

One day a poor cap seller was sleeping under a tree. While he slept, the monkeys opened his bundle of caps and wore them.

When he woke up, he saw the monkeys wearing his caps. He noticed the monkeys imitating him. This gave him a clever idea. He threw his cap on the ground.

All the monkeys then, threw their cap on the ground. The cap-seller was happy to get his caps back.

MORAL : There is always a way out of every difficulty.

Hindi Rhyme :-

बूझो तो जानो

कहते है इसको फलो का राजा
इस से बनता है स्लाइस और माज़ा
खाओ इसको ठंडा ठंडा
यही है असली मिठास का फंडा
इसका चाहे शेक बनालो
या चाहे आइसक्रीम
गुठली को मिट्टी में डालो
और इसका पेड़ लगा लो
कच्चा हो तो अचार बना लो
पका हो तो जूस बना लो
बूझो बूझो कौन है ये ?
हाँ है ये वही रसीला आम



Reading :- Pg. Nos. 9 - 11

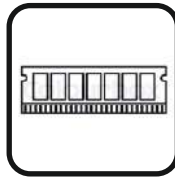
No. work :- (II Term)

Number 51 - 80
Revers Nos. 80 - 51
Number names 51 - 80

Computer :- Q - V



Qwerty



RAM



Speaker



Tape



UPS



Video Camera

**NOVEMBER****Orange Day, Diwali, / Pink Day, Children's Day.****Prayer Song: Be Careful**

Be careful little eyes what you see
Be careful little eyes what you see
There's a Father up above
Looking down with tender love
So be careful little eyes what you see.
Be careful little ears what you hear
Be careful little hands what you do
Be careful little legs where you go
Be careful little mind what you think
Be careful little lips what you say
Be careful little heart whom you trust.

Action Song :- 1) Orange (2) Everywhere

Orange, Orange (2) Everywhere (2)
Orange, Orange, Orange (2) Everywhere (2)
See it here and See it there and everywhere (2)
Orange Orange Orange (2) Everywhere (2)

See it in the rising sun (2) pretty sight (2)
Orange Orange Orange (2) Everywhere (2)
CHORUS

See it in the flowers and fruits (2) pretty sight (2)
Orange Orange (2) Everywhere (2)
CHORUS

For Boys
See it in our shirt and Pants (2) pretty sight (2)
Orange Orange (2) Everywhere (2)
CHORUS

For Girls
See it in our frock and skirts (2) pretty sight (2)
Orange Orange (2) Everywhere (2)
CHORUS



2). HAPPINESS SONG

Happiness is something
If you give it away,
then it comes right back to you.
Oh ! It's just like a magic penny.
Hold on tight and you won't get any.
Lend it, spend it, and give it away.
Then it comes right back to you.
A hug.....
Love.....

DIGITAL RHYMES

1. Head and shoulders
 2. If you're Happy and you know it.
-

**Rhymes:- 1). Just Me**

Eight pink fingers standing up tall
Two little ears to hear mummy call
One little nose that I can blow
Ten pink toes all in a row.

Two little Thumbs that
Wiggle up and down
Two little feet to stamp
On the ground
Hands to clap and eyes to see
What fun it is to be just me.

2). COME LITTLE CHILDREN

Come little children, clap clap, clap !
Now little children, tap, tap, tap !
Shake it to the left, and shake it to the right,
Face your friend, and hold on tight.
Lift your foot, and stand on one,
Let us hop, and have some fun.
Dance in a circle, round and round,
Then fly, little ones, and flop on the ground.

Writing :- Capital Cursive A - Z
Reading :- II Term Pg no. 21 to 31

Dictation Words.

talk	book	duck	these
that	door	school	fruit
tree	this	today	those.

**English Text :-****(1) Young One**

1. Dog - Puppy
2. Cat - Kitten
3. Cow - Calf
4. Duck - Duckling
5. Tiger - Cub
6. Hen - Chick
7. Sheep - lamb
8. Goat - Kid

(2) Fill in the blanks with these / those

These are candles.

Those are mangoes.



These are cakes.

Those are buns.



These are cups.

Those are caps.



**CONVERSATION: MAGIC WORDS**

Sorry, Please, Thank you are the 3 magic words.
I say 'Sorry' if I do something wrong.
I say 'Please' when I want something.
I say 'thank you' when I receive something.

GENERAL KNOWLEDGE
sense organs.(Written)

- Q.1. Name the 5 sense organs.
1. Eyes 2. Nose 3.Ears 4. Skin 5. Tongue
- Q.2. Match the following

Eyes	Taste
Nose	Hear
Skin	Smell
Ears	Feel
Tongue	See

GENERAL KNOWLEDGE (Orals)
Parts of the Body

- Q.1. How many fingers do you have?
Ans- I have ten fingers.
- Q.2. With which body part do you run?
Ans- I run with my legs.
- Q.3. With which body part do you smell?
Ans- I smell with my nose.
- Q.4. With which body part do you hear?
Ans- I hear with my ears.
- Q.5. With which body part do you taste?
Ans- I taste with my tongue.
-



Story :- The clever cap seller

Hindi Rhyme:-

1) ताली बजाओ

खुश हो जाओ ताली बजाओ,
अब थोड़ा-सा मुसकाओ ।
खुश हो जाओ कूद लगाओ,
अब थोड़ा-सा शोर मचाओ ।

खुश हो जाओ आँखे मटकाओ,
नीचे झुक ताली चटकाओ,
खुश हो जाओ गरदन झटकाओ,
नाचो गाओ धूम मचाओ ।

2) हम बच्चे

हम बच्चे हैं भोले-भाले,
छोटे हैं पर हिम्मत वाले,
नन्हें पाँव और हाथ हमारे
इस धरती के है रखवाले ।

नन्हें कदम जो उठ जाएँ,
रोके पर भी न रूक जाएँ
आँधी-तुफ़ॉं चाहे आए,
हम मंजिल तक बढ़ते जाएँ ।



Hindi Reading :- Pg. 12 -16

No. Work :- No. Names 61 - 80
Before nos.
Count in 5's upto 50

COMPUTER :- W - Z



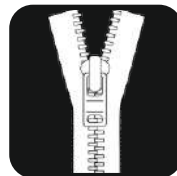
Windows



X-box



Yahoo



Zip

**DECEMBER****RED DAY / CHRISTMAS**

Prayer Song :- **Everything I am**

Action Songs :-

My Red Balloon(2)
Flies high, so high, so high
I jump up high
And try to fly
But can't Oh tell me why?
My red Balloon
My red Balloon
Flies high, so high, so high.

R-E-D that spells RED (2)
Cherries and apples (2)
Are all so red. (2)
R-E-D that spells (2)
Tomatoes and plums (2)
Are all so red (2)
R-E-D that spells red (2)
Roses and shoe flowers (2)
Are all so red (2)

R-E-D red (2)
I can spell red (2)
Fire trucks are red
stop signs are
red too.
R-E-D R-E-D



RUDOLPH

Rudolph the red nosed reindeer, had a very shiny nose,
And if you ever saw it, you would even say it glows.

All of the other reindeers, used to laugh and call him
names, They never let poor Rudolph, join in any
reindeer games.

Then one foggy Christmas eve, Santa came to say,
Rudolph with your nose so bright, won't you guide my
sleigh tonight.

Then all the reindeers loved him, and they shouted out
in glee, Rudolph the red nosed reindeer, you will go
down in history.

DIGITAL RHYMES

You Better Watch out

Rhyme:- 1). Christmas Wishes

Baby Jesus in the cradle
Bless us in a tender way
For you know a child's wishes
On the eve of Christmas Day

Make us happy, on your birthday
Bless the lovely things we do
Let our deeds be prayers of gladness
Bringing all our love to you.



2). BALLOONS

I'm off to the shop
With a skip and a hop
To buy a balloon
That won't go pop.

A red or a blue
Or a yellow will do
Or the finest green
That was ever seen.

I'll blow and blow
Till I'm sure it will go
High up to the moon
My pretty balloon.

Writing :- Capital Cursive A - Z

Reading :- II Term Pg nos. 21 - 31

English Text :- 1). My Family

Q.1. Who makes a family?
Ans- Mother, Father and Children.

Q.2. How is your family?
Ans- We are a happy family.

Q.3. Do you Love your family?
Ans- Yes I Love my family.

**2). Fill in the blanks with a, an, the**

..... duck egg
..... boy sun
..... apple star

CONVERSATION :
CHRISTMAS

Christmas is celebrated on 25th Dec.

It marks the birth of Jesus Christ.

Christmas tree is decorated.

Children love to receive gift from Santa Clause.

GENERAL KNOWLEDGE (written)

Q.1. Name the 5 means of transport.
Ans- Train, Bus, Car, Aeroplane, and Ship.

Q.2. Match

Train	Road
Bus	Air
Aeroplane	water
Ship	Rail

Q.3. Paste pictures of 5 means of transport.

Q.4. Draw and colour a ship.



GENERAL KNOWLEDGE (orals) Means of transport

Q.1. Name any 2 water vehicles.
Ans-Ship and Boat.

Q.2.Name the 2 means of transport by air.
Ans-Aeroplane, Helicopter.

Q.3.Name the fastest means of transport.
Ans-Aeroplane.

Story :- The clever cap seller

Hindi Rhyme:-

1. करना नहीं लड़ाई

चाहे खेलो इक्कल-दुक्कल
या पकड़म-पकड़ाई ।
खेल-खेल मे प्यारे बच्चो,
करना नही लड़ाई ।

चोर बने चाहे कोई,
चाहे कोई सिपाही ।
मत करना तुम धक्का-मुक्की,
ना ही हाथापाई ।

भले ही खेलो इक्कल-दुक्कल
या पकड़म -पकड़ाई ।
बच्चों, घर पर आकर करना,
मन से खूब पढ़ाई ।

2. रेल

आओ हम सब खेलें खेल
मिलजुल कर बन जायें रेल ।
चून्नु मुन्नु मोहन राजू
पकड़ो एक दूजे के बाजू ॥

तब बन जायें डिब्बे अनेक
आगे लगोगा इंजन एक
छुक-छुक कर जब रेल चली
सबको लगी तब बात भली ॥

बैठके रेल में मजा जो आता
नहीं उसे है भूला जाता ।
है यह कितना सुन्दर खेल
चलती रहती है यह रेल ॥



Hindi Reading :- Pg nos . 9 -16

No. Work :- Numbers 1- 80
Revers nos. 80- 1
No. Names 1 -80
Table of 5.
Addition (single digit)

Computer :- Revision A - Z

A	-	Abacus	N	-	Network
B	-	Bits	O	-	Orkut
C	-	Computer	P	-	Printer
D	-	Disk	Q	-	Qwerty
E	-	E-mail	R	-	Ram
F	-	Face book	S	-	Speaker
G	-	Google	T	-	Tape
H	-	Hardware	U	-	U.P.S
I	-	Internet	V	-	Video-camera
J	-	Joystick	W	-	Window 8
K	-	Keyboard	X	-	X-box
L	-	Laptop	Y	-	Yahoo
M	-	Mouse	Z	-	Zip



Hindi Written II Term Model Questions.

प्र 1. दो अक्षरवाले शब्द रचना

ख + त = खत

ग + ज = गज

ह + ल = हल

य + ज्ञ = यज्ञ

ब + स = बस

द + स = दस

फ + ल = फल

ध + न = धन

घ + र = घर

क + प = कप



प्र 2. चित्र देखकर शब्द लिखों




आम



जग



टब



बस



फल



रस



घर

10

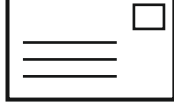
दस

प्र 3. शुद्धलेखन

धन आम यज्ञ हल गज चल
बल चख वक छत वन सच



प्र 4. खाली स्थान भरो ।



- खत



- कप




- धन



- यज्ञ



- रस




- गज

प्र 5. समान शब्द जोडो ।

धन	आम
आम	यज्ञ
यज्ञ	धन
हल	गज
गज	चल
चल	हल
बल	चख
चख	वक
वक	बल
छत	वन
वन	सच
सच	छत



प्र 5. चित्र पहचानकर सही शब्द पर गोला बनाओ ।



मठ

टब

भर



रस

वट

नर



दस

यज्ञ

खत



फल

धन

गज

1

एक

बस

दस



जड़

खत

फल



TERM III

JANUARY : Patron's Day.

Prayer Song:- GOD IS SO GOOD

God is so good, God is so good,
God is so good, he is so good to me,

God cares for me, God cares for me,
God cares for me, he is so good to me.

I'll do his will, I'll do his will,
I'll do his will, he is so good to me.

I'll sing his praise, I'll sing his praise,
I'll sing his praise, he is so good to me.

Action Song:- 1). MISS MOLLY

Miss Molly had a dolly, who was sick, sick, sick
So she phoned for the doctor to be quick, quick, quick.

The doctor came with his bag and his hat,
And he knocked at the door with a rat-tat-tat !

He looked at the dolly, and he shook his head,
And he told miss Molly, "Put her straight to bed!"

He wrote on a paper for a pill, pill, pill
And was back in the morning for his bill, bill, bill.



2). Down in the Jungle

Down in the jungle where nobody goes
There's a great big gorilla washing his clothes
With a rub-a-dub here and a rub-a-dub there
This is the way he washes his clothes

Boom boogie, boom boogie, boogie Woogie boo!
Boom boogie, boom boogie, boogie Woogie boo!
Boom boogie, boom boogie, boogie Woogie boo!

That's the way he washes his clothes
Down in the jungle where nobody goes
There's a slithery snake washing his clothes
With a rub-a-dub here and a rub-a-dub there
This is the way he washes his clothes

Boom boogie, boom boogie, boogie Woogie sss
Boom boogie, boom boogie, boogie Woogie sss
Boom boogie, boom boogie, boogie Woogie sss

That's the way he washes his clothes
Down in the jungle where nobody goes
There's a great big crocodile washing his clothes.

3). The More We Get Together

The more we get together together together
The more we get together
The happier we'll be
For your friends are my friends
& my friends are your friends
The more we get together
The happier we'll be.

2, 4, 6, 8

Who do we appreciate?
The more we sing together
The more we sway together
The more we dance together
The more we clap together

**Rhyme : A Bear and a Bunny**

A Bear and a Bunny
Had plenty of money.
They went to the store
For carrots and honey.
When the bear and the bunny
Asked, carrots and honey !
The man in the shop cried,
Where is your money?
How strange and funny
They really had money !
And that is how they bought
Their carrots and honey.

Writing :- Cursive Sentences
Reading :- III Term Pg no. 32 - 42
Dictation word :-

toy	mat	out	doll	boat
pond	lamp	nest	fish	chair
under	room	pencil	spoon	basket

English Text :- My Pet (Question & Answer)

- Q.1. Do you have a pet?
Ans- Yes I have a pet dog.
Q.2. What is your pet's name?
Ans- My pet's name is Spot.
Q.3. What does he eat?
Ans- He eats meat and bone.
Q.4. What does Spot do?
Ans- Spot guards our house.
Q.5 Do you love your pet?
Ans- Yes I love my pet.



Domestic animals

Q. Circle the correct option :-

Sheep	-	milk	wool	egg
Cow	-	grass	honey	milk
Goat	-	egg	meat	honey
Hen	-	milk	egg	grass
Bee	-	honey	wool	meat

Q. Homes of animals :-

1. Hen	-	Coop	5. Horse	-	stable
2. Cow	-	Shed	6. Bird	-	nest
3. Lion	-	den	7. Bee	-	hive
4. dog	-	kennel			

CONVERSATION : Good habits

I wake up early in the morning.

I brush my teeth twice a day.

I take a bath everyday.

I always wear clean clothes.

I reach my school on time.

GENERAL KNOWLEDGE Flowers (Written)

Q.1. Name 5 flowers.

Q.2. Draw and colour a flower.

Q.3. Name your favourite flower.

**GENERAL KNOWLEDGE (Orals)**
Flowers

- Q.1. Name any 5 flowers.
Ans- (Any 5 flowers).
- Q.2. Name the flower that faces the sun.
Ans- Sunflower faces the sun.
- Q.3. Name our National Flower.
Ans Lotus is our National Flower.
- Q.4. Which flower grows in water.
Ans- Water Lily grows in water.

STORY : THE LION AND THE COWS

Once upon a time there lived four cows in the forest. Every day they used to graze together. They were all friends. There lived a Lion in the forest who wanted to eat the cows so he went to catch them. He had tried many times but always all four of them had chased him and the Lion had to run away.

A few days passed and the cows fought between themselves and started grazing separately. The Lion attacked them one by one and ate all of them. The cows couldn't do anything.

Moral : United we stand, Divided we fall.

Hindi Rhyme :- 1). फूल

रंग बिरंगे प्यारे फूल,
मुसकाते ये प्यारे फूल ।
कितना कोमल इनका तन,
खींचे पल में सबका मन ।
लाल, गुलाबी, नीले, पीले,
रंग सभी के हैं चटकीले ।
हमें देखकर वह मुसकाते,
'हँसते रहो' हमें सिखलाते ।



2). कंप्यूटर

तरह तरह का करता काम,
कंप्यूटर है इसका नाम ।
इसमे होती CD ड्राइव,
दिखलाती तुमको सब लाइव ।
इसमे होता एक मॉनिटर,
जितनी चाहो देखो पिक्चर ।
तरह तरह के खेलो खेल
इससे भेजो तुम E - मेल ।

Hindi Reading :- Pg. nos. 18, 19, 20.

No. Work :- III Term
1 - 100 Numbers
Reverse nos. 100 - 1
1 - 100 No. Names

Computer :- Answer Orally

- 1) What is computer?
Ans- A computer is an electronic device.
- 2) What is mouse?
Ans- A mouse is a pointing device.
- 3) What is a Joystick?
Ans- Joystick is a device used in games.
- 4) What is a printer?
Ans- Printer is a device for Printed output.
- 5) What is used for storing data?
Ans- CD, Pen drive are used for storing data.



FEBRUARY

GRADUATION DAY

1. Graduation day is here
It has been an awesome year
Teacher teacher thanks a bunch
I will miss you very much
I've learnt more than I can say
Now it's graduation day
Class one here I come
Making friends and having fun
Reading, writing, homework's, too
What we learn is what we do
Graduation day is here
It has been an awesome year.

 2. I'm a little graduate
Dressed in red
Wearing a gown
And a cap on my head
When I leave Pre-primary
I will be six
A kindergarten graduate.
Aren't you proud of me?
-



Animal Homes

Animals do Amazing thing
And have amazing habits too.
some we like to keep at home.
Like cats and dogs and rabbits.

Animals live all over the world
In many kind of homes.
Lions live in Dens, Monkey in
trees.
And Camels in desert zone.

Hippos lives their lives in mud
And Polar Bear in Snow.
Kangaroos live on the plains
Where Zebras come and go.

Animals share their world with us.
As pets or wild and free.
Animals living in their homes
What a beautiful sight to see.

One thing at a time

Work, while you work,
Play while you play;
To be useful and happy
That is the way.

All that you do,
Do with your might
Things done by halves
Are never done right.

One thing at a time
And that done well,
Is a very good rule,
As many can tell.

Writing :- Cursive Sentences

Reading :- III -Term 32- 42 Pg. nos.

**English Text :-****One and Many**

tree - trees
bead - beads
bell - bells
door - doors
wing - wings

OPPOSITES

Happy x sad
Hot x cold
Heavy x light
Big x small
up x down

Blend Words :-

cl -	clap	clay	clip
pl -	play	plate	plant
sl -	slip	slice	slide
br -	brain	brick	bread
fr -	frog	fruit	frock
sh -	shoe	shop	show
ch -	chain	chart	chin
sc -	scale	scope	scare

CONVERSATION: 1) HEALTHY BODY

Exercise keeps our body fit and strong.
We must eat healthy food.
A healthy mind dwells in a healthy body.
Health is wealth.

2) Community Helpers (Orals)

- Q.1. Who teaches us in school?
Ans- The teacher teaches us in school.
Q.2. Who treats the sick?
Ans- The doctor treats the sick.
Q.3. Who catches robbers?
Ans- The police catches the robbers.
Q.4. Who brings our letters?
Ans- The postman brings us letters.
Q.5. Who brings us milk?
Ans- The milkman brings us milk.



GENERAL KNOWLEDGE

Wild Animals (WRITTEN)

1). Name the following

Tallest animal	-	Giraffe
Largest animal	-	Elephant
National animal	-	Tiger
Fastest animal	-	Cheetah

2). Fill in the blanks :

1. T.....g.....r
2. G.....ra..... e
3. E.....ep.....a.....t
4. C.....e.....t.....h
5. M.....nk.....

GENERAL KNOWLEDGE (Orals)

Q.1. Name 5 wild Animals.

Q.2. Which animal is called the king of the jungle?

Ans- Lion is called the king of the jungle.

Q.3. Which animal jumps from tree to tree?

Ans- Monkey jumps from tree to tree.

Story :- The Lion and the cows

**Hindi Rhyme:- आलू का पराठा**

देख पराठा आलू का,
मन ललचाया भालु का
बोला हम भी खाएंगे,
कुछ घर पर ले जाएंगे ।

कहे लोमड़ी “ना ना ना”
ये घर पर ले जाना ना
इतनी सेंक न पाऊँगी
खुद भुखी रह जाऊँगी

Reading :- Pg nos - 18 - 21

No. Work:- Tables 2, 5, 10
Before, After, Between
Subtraction

COMPUTER :- Revision.

Hindi Term III Model Questions

प्र 1. शब्द रचना

क	+	म	+	ल	=	कमल
म	+	ग	+	र	=	मगर
स	+	फ	+	र	=	सफर
फ	+	स	+	ल	=	फसल
झ	+	ल	+	क	=	झलक
न	+	य	+	न	=	नयन
श	+	ह	+	र	=	शहर
भ	+	ज	+	न	=	भजन



प्र 2. चित्र देखकर शब्द लिखो



नयन



नहर



मटर



गगन



बटन



बतख



प्र 3. खाली स्थान भरो ।



कमल



शहद



नमक



कलम



फसल



प्र 4. चित्र पहचानकर सही शब्द पर गोला बनाओ ।



—

बटन

मटर



—

नमक


नयन



—

मटर

मगर



—

बतख

नहर



—

नयन

नमक



—

बटन

गगन



प्र 5. शुद्ध लेखन

शहद	भजन	गरम	कलश
मटर	बटन	हवन	डगर
झपक	भरत	बचत	नमन

प्र 6. खाली स्थान भरो ।

बस पर चढ़ ।

हठ मत कर ।

अब घर चल ।

रमन कलश भर ।

करण भजन कर ।

मदन बतख पकड ।



**St. Vincent Pallotti School
Proposed Dates for KG-II
2020-21**

MONTH	DATE	EVENTS
June	24 th	School re-opens
July	4 th	First Parent Teacher Association Meet
	11 th	Classwise Parent Teacher Meet
	24 th	Colour Splash (Monsoon Celebration)
August	1 st	Fancy dress Competition for Class KG-II A , B & C
		Group singing Competition for Class KG-II D, E & F
	8 th	Fancy dress Competition for Class KG-II D, E & F
		Group singing Competition for Class KG-II A, B & C
20 th	Patriotism Day	
September	4 th	Talent Hunt Competition and
		Teachers Day Celebration
	22 th	Green Planet day (Green colour day)
	26 th	Parent Teacher Interaction
28 th	First Term Assessment begins	
October	26 th	Friendship day (Yellow colour day)
	31 st	Result of First Assessment to be signed by Parents.
November	7 th	Hindi Recitation Competition
	12 th	Orange colour day and Diwali Celebration.
	13 th to	Diwali Vacation
	22 nd	
	23 rd	School re-opens Children's day Celebration.
(Pink colour day)		

St. Vincent Pallotti School
Proposed Dates for KG-II 2020 - 21

MONTH	DATE	EVENTS
December	13 th	Annual Concert
	14 th	Holiday
	15 th	Second Term Assessment begins
	22 nd	Red colour day and Christmas Celebration.
	23 rd to 3 rd Jan	Christmas Vacation
January	4 th	School re-opens
	15 th	Class Picnic
	21 st	Patron's Day Celebration, Drawing & Colouring Competition
	30 th	English Recitation Competition
February	6 th	Mothers day
	13 th	School Fete
	20 th	Story telling Competition
	27 th	Art & Craft Exhibition and Second Term Assessment Results to be signed by the Parents.
March	15 th	Handwriting Competition for class KG-II A, B & C
	16 th	Handwriting Competition for class KG-II D, E & F
	22 th	Graduation day for class KG-II A
	23 rd	Graduation day for class KG-II B
	24 th	Graduation day for class KG-II C
	25 th	Graduation day for class KG-II D
	26 th	Graduation day for class KG-II E
	27 th	Graduation day for class KG-II F
	30 th	Final Term Assessment begins
April	17 th	Paper showing day
	24 th	Final result signing day



St. Vincent Pallotti School
(2020 - 2021)
HOLIDAY LIST

Sr.No.	OCCASION	DATE	DAY
01.	Bakri – Id (Id – ul – Zuha)	31/07/2020	Friday
02.	Rakshabandhan (Id -ul-Zuha)	03/08/2020	Monday
03.	Janmashtami	11/08/2020	Tuesday
04.	Independence Day	15/08/2020	Saturday
05.	Pateti (Parsi New Year)	17/08/2020	Monday
06.	Ganesh Chaturthi	22/08/2020	Saturday
07.	Gauri Pujan	26/08/2020	Wednesday
08.	Muharram	29/08/2020	Saturday
09.	Ananth Chaturthi	01/09/2020	Tuesday
10.	Pitrumoksha Amavasya	17/09/2020	Thursday
11.	Gandhi Jayanti	02/10/2020	Friday
12.	Dhammchakra Pravantan Din	14/10/2020	Wednesday
13.	Durgashtami	24/10/2020	Friday
14.	Dussehra	25/10/2020	Sunday
15.	Milad-Un-Nabi/Id-e- Milad	29/10/2020	Thursday
16.	Diwali / Laxmi Puja	14/11/2020	Saturday
17.	Gurunanak Jayanti	30/11/2020	Monday
18.	Christmas	25/12/2020	Friday
19.	New Year	01/01/2021	Friday
20.	Makar Sankranti	14/01/2021	Thursday
21.	Patron's Day	22/01/2021	Friday
22.	Republic Day	26/01/2021	Tuesday
23.	Shivaji Jayanti	19/02/2021	Friday
24.	Mahashivratri	11/03/2021	Thursday
25.	Holi	29/03/2021	Monday
26.	Good Friday	02/04/2021	Friday
27.	Gudi Padwa	13/04/2021	Tuesday
28.	Dr. Ambedkar Jayanti	14/04/2021	Wednesday
29.	Ram Navmi	21/04/2021	Wednesday
30.	Mahavir Jayanti	25/04/2021	Sunday